

General catalogue.

January 2022






LEA
CERAMICHE

DESIGN AND PERFORMANCE.



Index. ABC

a / Absolute.  
258 / 263




Anthology.  
156 / 173


b / Basaltina Stone Project. 
222 / 229


Bio Recover. 
246 / 255


Bio Select.  
232 / 245

c / Cliffstone.  
212 / 221

Concrete and Zoom.   
design Fabio Novembre
56 / 77


d / Delight.  
116 / 131




Dreaming. 
144 / 153


l / L2 - 20 mm 
276 / 285


m / Masterpiece.  
design Ferruccio Laviani
40 / 55


n / Naive. 
design Patrick Norguet
264 / 269


Nest. 
design HOK Product Design
270 / 275




Nextone.   
174 / 193

r / Re-evolution. 
92 / 97

s / Synesthesia. 
100 / 115

t / Take Care. 
and Pad design Patrick Norguet
78 / 91

Timeless Marble. 
and Filigrane design Philippe Nigro
132 / 143

w / Waterfall.   
194 / 211

01. The Company.
04 / 35



02. The Collections.
36 / 285




03. Technical Info.
286 / 324

Indice collezioni.

Index by collection / Sommaire des collections / Inhaltsverzeichnis Kollektionen

cement & resin/


Masterpiece.  
design Ferruccio Laviani
40 / 55



Concreto and Zoom.   
design Fabio Novembre
56 / 77


Take Care. 
and Pad design Patrick Norguet
78 / 91


Re-evolution. 
92 / 97

marble/



Synesthesia. 
100 / 115




Delight.  
116 / 131




Timeless Marble. 
and Filigrane design Philippe Nigro
132 / 143



Dreaming. 
144 / 153


stone/

Anthology.  
156 / 173



Nextone.   
174 / 193


Waterfall.   
194 / 211

Cliffstone.  
212 / 221


Basaltina Stone Project. 
222 / 229


wood/


Bio Select.  
232 / 245

Bio Recover. 
246 / 255

shape & color/

Absolute. 
258 / 263

Naive. 
design Patrick Norguet
264 / 269

Nest. 
design HOK Product Design
270 / 275

01.

The Company.

DISTINGUERSI INNOVANDO.

Un brand dall'identità forte e inconfondibile, protagonista assoluto del mondo del design.

Da sempre Lea Ceramiche si distingue, non si omologa. E lo fa innovando: con prodotti dalla personalità definita e dalle straordinarie prestazioni tecniche, pura materia ceramica scaturita da un accurato processo di ricerca e da tecnologie produttive all'avanguardia; e con la collaborazione con i più apprezzati designer internazionali, firme in grado di esaltare carattere e performance delle sue collezioni, impiegate in progetti e in installazioni di prestigio in tutto il mondo.

Ogni collezione Lea Ceramiche, anche la più convenzionale, unisce qualità del design ceramico, completezza della gamma e ricchezza dell'apparato decorativo. Perché è dal dialogo ininterrotto tra la profonda conoscenza di tecniche e materiali e l'intelligenza creativa di un affiatato team di professionisti che nascono e si sviluppano idee, soluzioni e collezioni in continua evoluzione.

STANDING OUT AS INNOVATORS.

A brand with a strong and unmistakable identity, one the prime movers in the design world. Lea Ceramiche has always stood out from the crowd.

And it has done so by innovating: with products with a clear personality and remarkable technical qualities, pure ceramic material originating from in-depth research and cutting-edge

production technologies; and with the collaboration of the most respected international designers who are able to exalt the character and the qualities of its collections, used in prestigious projects and installations all over the world.

Every Lea Ceramiche collection, even the most conventional one, stands out for its quality ceramic design, the completeness of the range and the

richness of the decorations. Because it is through the uninterrupted dialogue between the extensive knowledge of techniques and materials and the creative intelligence of a tight-knit team of professionals that continuously evolving ideas, solutions and collections are born and developed.

SE DISTINGUER EN INNOVANT.

Une marque qui a une identité forte et inimitable, protagoniste absolue du monde du design. Depuis toujours Lea Ceramiche se distingue, sans se conformer. Elle innove avec des produits qui ont une personnalité bien définie et qui garantissent des performances techniques extraordinaires; des céramiques qui sont le fruit d'un processus de recherche soigné

et de technologies de production de pointe; avec la collaboration des designers internationaux les plus renommés, des créateurs en mesure d'exalter le caractère et les performances de ses collections, utilisées dans des projets et des installations de prestige dans le monde entier.

Chaque collection Lea Ceramiche, même la plus classique, exploite les

qualités du design céramique, en offrant une collection complète aux riches décorations. C'est en effet du dialogue entre la connaissance profonde des techniques et des matériaux et l'intelligence créative d'une équipe soudée de professionnels que naissent et se développent des idées, des solutions et des collections en évolution constante.

MIT INNOVATIONEN HERVORSTECHEIN.

Eine Marke mit starker und unverwechselbarer Identität, absoluter Star in der Welt des Designs. Lea Ceramiche hebt sich seit jeher ab und gleicht sich nicht an. Und zwar mit Innovationen: Produkte mit ausgeprägter Persönlichkeit und außergewöhnlichen technischen Leistungen, reines keramisches Material, das aus einem sorgfältigen Forschungsprozess und modernsten

Produktionstechnologien hervorgeht; und mit der Zusammenarbeit mit den angesehensten internationalen Designern, Namen, die in der Lage sind, Charakter und Leistung der Kollektionen, die in prestigeträchtigen Projekten und Bauten in der ganzen Welt zum Einsatz kommen, in Szene zu setzen. Alle – selbst die konventionellsten – Kollektionen von Lea Ceramiche vereinen die Qualität des keramischen

Designs mit einem umfassenden Angebot und einem reichhaltigen Dekorapparat. Denn aus dem ununterbrochenen Dialog zwischen der tiefen Kenntnis von Techniken und Materialien und der kreativen Intelligenz eines eingespielten Teams von Fachleuten entstehen Ideen, Lösungen und Kollektionen, die sich stetig verändern.

DESIGNERS & COLLABORATIONS.



FERRUCCIO LAVIANI




DIEGO GRANDI



FABIO NOVEMBRE



PHILIPPE NIGRO



PATRICK NORGUET



ZAHA HADID

DESIGN E PERFORMANCE.

Alla base del nostro lavoro di ogni giorno c'è l'entusiasmo del confronto tra innovazione e creatività: per questo ogni prodotto Lea Ceramiche è sintesi di design e performance.

Le nostre superfici sono l'espressione dello stile senza tempo, dell'eccellenza nelle prestazioni tecniche e delle possibilità tecnologiche interpretate dal mondo del design.

I prestigiosi riconoscimenti ottenuti dalle collezioni firmate da designer di fama internazionale, testimoniano il valore del percorso Lea Ceramiche e la qualità dei suoi prodotti.

DESIGN AND PERFORMANCE.

Our daily work is based on an enthusiastic interaction between innovation and creativity: this is why every Lea Ceramiche product is a synthesis of design and performance.

Our surfaces embody timeless style, outstanding technical performance and technological

possibilities interpreted by the design world.

The prestigious awards received by the collections signed by internationally renowned designers testify to the value of Lea Ceramiche's work and to the quality of its products.

DESIGN ET PERFORMANCE.

Notre travail quotidien se fonde sur l'enthousiasme de la confrontation entre l'innovation et la créativité : c'est ainsi que chaque produit Lea Ceramiche est une synthèse de design et performance.

Nos surfaces sont l'expression du style intemporel, de l'excellence des performances techniques

et des possibilités technologiques interprétées par le monde du design.

Les distinctions obtenues par les collections signées par des designers de renommée internationale témoignent de la valeur des choix de Lea Ceramiche et de la qualité de ses produits.

DESIGN UND LEISTUNG.

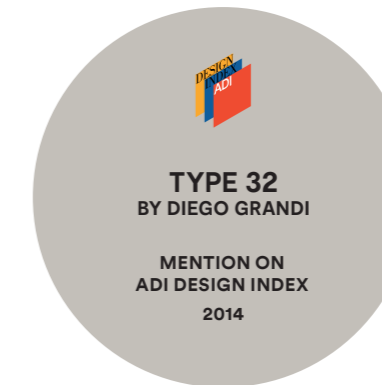
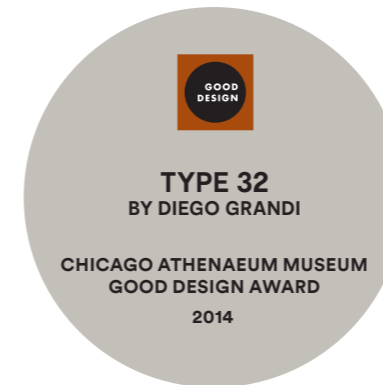
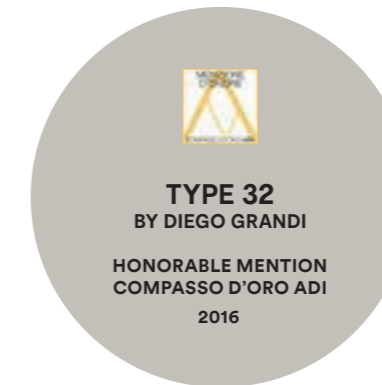
An der Basis unserer alltäglichen Arbeit steht der Enthusiasmus der Gegenüberstellung von Innovation und Kreativität: deshalb ist jedes Produkt von Lea Ceramiche eine Synthese aus Design und Leistung.

Unsere Oberflächen sind der Ausdruck des zeitlosen Stils, der Exzellenz in den technischen Leistungen und der

technologischen Möglichkeiten, die von der Welt des Designs interpretiert werden.

Die renommierten Auszeichnungen der Kollektionen aus der Feder von Designern von internationalem Ruf bezeugen den Wert des Wegs von Lea Ceramiche und die Qualität seiner Produkte.

AWARDS.



CREATIVITA' ED INSTALLAZIONI.

Attraverso gli spazi espositivi di Milano, il temporary Lab di Parigi e le suggestioni dei propri eventi, Lea Ceramiche è sempre in dialogo costante e vivace con il mondo del design. Le collaborazioni avviate negli anni hanno generato importanti realizzazioni sia in architettura che nell'interior.

Alcune di queste partnership hanno dato origine ad installazioni originali ed impattanti, mostrando un utilizzo non convenzionale del materiale ceramico nella sua assoluta versatilità. In altre occasioni la collaborazione si è sviluppata nell'interpretazione della decorazione, dando forza all'espressività delle superfici ceramiche.

In ognuna di queste opportunità, Lea Ceramiche ha offerto il proprio know how e ha appreso nuove prospettive su tendenze ed esigenze della progettazione. Un patrimonio che dà forma allo stile, alle prestazioni e alla qualità delle superfici Lea Ceramiche, straordinariamente apprezzate dai professionisti di tutto il panorama internazionale.

SHOWROOMS & EVENTS.

Par le biais de ses espaces d'exposition à Milan, le temporary Lab in Paris, and its amazing events, Lea Ceramiche maintains a constant and engaging dialogue with the world of design. The collaborations begun over the years have produced important architectural and interior design projects.

Some of these partnerships have led to the design of original and

compelling installations, demonstrating an unconventional use of ceramic as well as its absolute versatility. On other occasions, these collaborations have developed into decorative interpretations, emphasising the expressive potential of ceramic surfaces.

In each of these opportunities, Lea Ceramiche has contributed its know-how and acquired new perspectives on trends and design needs. A heritage which shapes

the style, performance, and quality of Lea Ceramiche's surfaces that are highly admired by professionals worldwide.

SHOWROOM ET EVENEMENTS.

Thanks to its exhibition spaces in Milan, le temporary Lab de Paris et l'organisation de divers événements, Lea Ceramiche a instauré un dialogue dynamique et permanent avec le monde du design. Les collaborations mises en place au fil des ans sont à l'origine de réalisations importantes aussi bien en architecture qu'en décoration d'intérieur.

Parmi ces partenariats, certains ont donné naissance à des installations

originales et percutantes, montrant ainsi un usage peu conventionnel du matériau céramique dans sa versatilité la plus totale. Parfois encore, les collaborations ont porté sur l'aspect décoratif, renforçant ainsi le caractère des surfaces en céramique.

Dans toutes ces occasions, Lea Ceramiche a mis son savoir-faire à disposition et en a beaucoup appris sur les tendances et les exigences du projet architectural. C'est ce patrimoine qui façonne le style, les performances et la qualité des surfaces

Lea Ceramiche, qui connaissent un succès extraordinaire auprès des professionnels du monde entier.

SHOWROOM UND VERANSTALTUNGEN.

Über die Ausstellungsräume in Mailand, dem Temporary Lab in Paris und effektvollen Events steht Lea Ceramiche in kontinuierlichem und lebhaftem Dialog mit der Welt des Designs. Aus den im Laufe der Jahre aufgenommenen Partnerschaften sind bedeutende Architektur- und Innendesign-Projekte hervorgegangen.

Mit einigen Partnern wurden originelle und eindrucksvolle Ideen verwirklicht, die


einen unkonventionellen Einsatz der Keramik und damit ihre absolute Vielseitigkeit aufzeigen. Andere Male betraf die Zusammenarbeit Interpretationen des Dekors und steigerte die Ausdruckskraft der Keramikbeläge deutlich.

Jedes Mal hat Lea Ceramiche ihr Know-how eingebracht und zugleich neue Perspektiven in Sachen Trends und Potenzial für die Planung erkannt. Das so erworbene Fachwissen verleiht der Qualität, dem Stil und den Leistungen der Keramikbeläge von Lea Ceramiche ein

Niveau, das von der gesamten internationalen Fachwelt hoch geschätzt wird.



CONCRETO - FABIO NOVEMBRE



TWIRL - ZAHA HADID ARCHITECTS



IN FACTORY - DIEGO GRANDI



CONTRACT LAB - MILANO



ENDLESS LANDSCAPE - FERRUCCIO LAVIANI



TEMPORARY LAB - PARIGI

INNOVAZIONI PER UN'ARCHITETTURA DI PREGIO.

L'innovazione nel design, l'assoluta affidabilità delle prestazioni tecniche e la capacità di osare e guardare sempre avanti hanno reso Lea Ceramiche una protagonista indiscussa dell'architettura internazionale. Come testimoniato dalla prestigiose referenze realizzate in tutto il mondo.

INNOVATION FOR TOP ARCHITECTURE.

Innovative design, absolute reliability of technical performance, and the capacity to dare and focus on the future have made Lea Ceramiche an undisputed key player in international architecture. As proved by the important projects supplied by the brand around the world.

L'INNOVATION POUR L'ARCHITECTURE DE POINTE.

L'innovation dans le design, la fiabilité absolue des performances techniques et la capacité à oser et à toujours aller de l'avant ont fait de Lea Ceramiche un protagoniste incontestable de l'architecture internationale. Comme en témoignent les importantes références dans le monde.

INNOVATION FÜR SPITZENARCHITEKTUR.

Die Innovation im Design, die absolute Zuverlässigkeit der technischen Leistung und die Fähigkeit zu wagen und immer nach vorne zu schauen hat Lea Ceramiche zu einem unangefochtenen Protagonisten der internationalen Architektur gemacht. Wie die Referenzen von renommierten Stellen aus der ganzen Welt beweisen.



THE POLE HOUSE - MELBOURNE - F2 ARCHITECTURE



ARENA BUSINESS CAMPUS - BUDAPEST
VIKAR ES LUKACS STUDIO



520W28 - MANHATTAN NY - ZAHA HADID




CASTEL HEADQUARTER - ADDIS ABEBA - WESTWAY ARCHITECTS



BOSCO VERTICALE
MILAN
STEFANO BOERI
GIANANDREA BARRECA
E GIOVANNI LA VARRA



RAPHAEL HOSPITAL - TEL AVIV - ARIE SHAUER ARCHITECTS



FONDAZIONE PRADA - MILANO - OMA ARCHITECTS



LANDMARK PINNACLE - LONDON
SQUIRE & PARTNERS



CAMPUS SOCIETÈ GENERALE
PARIS - PATRICK NORGUET

01a.

Our Group.

PANARIAGROUP. NEL TEMPO E NEL MONDO, L'ECCELENZA CERAMICA.

Eccellere, nel mondo della ceramica di alta qualità, significa saper generare sempre prodotti a elevata componente tecnologica e impreziosirli con la massima attenzione estetica, con la cura di ogni dettaglio.

Per soddisfare al meglio i gusti della fascia più elevata ed esigente del mercato, Panariagroup adotta da sempre la formula dell'eccellenza, unendo storica sapienza artigianale e attitudine all'avanguardia tecnologica. Con un impegno fondamentale ad agire e operare sempre con responsabilità.

Con oltre 40 anni di esperienza, Panariagroup è oggi una realtà internazionale con un cuore fortemente italiano, presente con 8 brand in oltre 130 paesi nel mondo grazie a una vasta e capillare rete commerciale.

THROUGHOUT TIME AND AROUND THE WORLD, CERAMIC EXCELLENCE.

To excel in the world of high quality ceramics means knowing how to continuously create highly technological products and how to enhance them through the utmost attention to aesthetics and detail. Panariagroup has always adhered to the highest standards of excellence,

combining its history of skilful artisan craftsmanship with cutting edge technology. This approach is intrinsically linked to a fundamental commitment to always act and operate responsibly. With over 40 years of experience, Panariagroup is an international company with a strong Italian soul and an extensive

sales network with 8 brands in over 130 countries all over the world.

DANS LE TEMPS ET DANS LE MONDE, L'EXCELLENCE CÉRAMIQUE.

Exceller, dans le monde de la céramique de haute qualité, signifie toujours savoir créer des produits à composante technologique élevée et les enrichir avec la plus grande attention esthétique, en soignant tous les détails. Pour satisfaire au mieux les goûts de la plage la

plus élevée et la plus exigeante du marché, Panariagroup adopte depuis toujours la formule de l'excellence, unissant la connaissance historique artisanale et l'attitude technologiquement à l'avant-garde. Avec un engagement fondamental à agir et œuvrer toujours de manière

responsable. Avec plus de 40 ans d'expérience, Panariagroup est aujourd'hui un groupe international avec un cœur fortement italien, présente avec 8 marques dans plus de 130 pays dans le monde, grâce à un vaste réseau commercial à tous les niveaux.

MIT DER ZEIT UND IN DER WELT, DIE EXZELLENZ DER KERAMIK.

Exzellenz in der Welt der hochwertigen Keramik bedeutet zu wissen, wie man kontinuierlich Produkte herstellt, die nicht nur eine hohe technologische Komponente aufweisen, sondern die mit besonderem Augenmerk auf die Ästhetik bis ins kleinste Detail realisiert

werden. Panariagroup arbeitet seit jeher mit der Formel der Exzellenz, um dem Geschmack des anspruchsvollsten Marktsegments gerecht zu werden. Historische Handwerkskunst vereint sich mit technologischem Fortschritt, wobei ein verantwortungsvolles

Handeln absolute Voraussetzung ist. Mit mehr als 40 Jahren Erfahrung ist die Panariagroup heute eine internationale Realität mit einem starken italienischen Herzen, die dank eines großen und weit verbreiteten Handelsnetzes weltweit mit 8 Marken in über 130 Ländern präsent ist.

PANARIAgroup®

www.panariagroup.it



Panaria **LEA** **COTTOD'ESTE** **BLUSTYLE** **MARGRES** **LOVE** **Bellissimo** **floridatile** **MAXA**
ceramica CERAMICHE EXCLUSIVE SURFACES COTTODESTE CERAMIC TILES TITILE ITALIANO CERAMIC SLABS

PANARIAGROUP. CERAMICHE PER LA QUALITÀ DELLA VITA.

Bellezza, Innovazione, Sostenibilità.

Panariagroup è leader mondiale nei pavimenti e rivestimenti di alta qualità. Con processi produttivi che rispettano l'ambiente e prodotti pensati per un nuovo modo di concepire l'architettura e l'abitare.

CERAMICS FOR THE QUALITY OF YOUR LIFE.

Beauty, Innovation, Sustainability. Panariagroup is a world leader in high quality ceramic surfaces for floor and wall coverings. Its production processes respect the environment and its products are designed for a new way of conceiving architecture and living.

LA CÉRAMIQUE POUR LA QUALITÉ DE VOTRE VIE.

Esthétique, Innovation, Durabilité. Panariagroup, leader mondial des sols et revêtements de haute qualité garantit des processus de production respectueux de l'environnement et des produits conçus pour envisager l'architecture et le logement différemment.

KERAMIK FÜR DIE QUALITÄT IHRES LEBENS.

Schönheit, Innovation, Nachhaltigkeit. Panariagroup ist ein international führender Hersteller von qualitativ hochwertigen Wand- und Bodenbelägen. Die Produktion erfolgt umweltschonend, und die Produkte sind auf ein neues Konzept des Bauens und Wohnens ausgelegt.



BILANCIO DI SOSTENIBILITÀ 2020

Per conoscere di più sull'impegno e sulle iniziative concrete di Panariagroup, è possibile consultare il Bilancio di Sostenibilità 2019, scaricabile dal sito panariagroup.it o richiedibile via mail a sustainability@panariagroup.it

To find out more about Panariagroup's commitment and specific initiatives, you can refer to the Sustainability Report 2019, which can be downloaded here at panariagroup.it or requested via email at sustainability@panariagroup.it

Pour en savoir plus sur les engagements et sur les initiatives concrètes de Panariagroup, vous pouvez consulter le Rapport de Durabilité 2019, téléchargeable sur le site panariagroup.it ou en envoyant une demande par e-mail à sustainability@panariagroup.it

Mehr zum Engagement und zu den konkreten Initiativen von Panariagroup erfahren Sie aus dem Nachhaltigkeitsbericht 2019, den Sie von der Website panariagroup.it downloaden oder per E-Mail an sustainability@panariagroup.it anfordern können.



PANARIAGROUP. LA CERAMICA NELLA SUA FORMA MIGLIORE.

La ceramica è un materiale dalle prestazioni uniche e straordinarie. Panariagroup si distingue con prodotti di qualità superiore.

PIÙ SALUBRI grazie all'integrazione della tecnologia antibatterica Protect

PIÙ FACILI DA PULIRE grazie alle nostre esclusive tecniche di lavorazione delle superfici

PIÙ VERSATILI E ADATTI AD OGNI IMPIEGO grazie ad un'ampia disponibilità di tecnologie e componenti ad elevata performance che consentono di ottenere prodotti adatti a destinazioni d'uso differenti

PIÙ SOSTENIBILI grazie a un processo produttivo estremamente efficiente in termini di rispetto delle norme ambientali, del consumo di acqua, energia e materie prime

CERAMICS AT THEIR BEST.

Ceramics offer unique and outstanding performance. Panariagroup stands out for its superior quality products.

HEALTHIER thanks to the integrated Protect antimicrobial technology

EASIER TO CLEAN thanks to our exclusive surface processing techniques

MORE VERSATILE AND SUITABLE FOR EVERY USE thanks to the wide availability of high-performance technologies and components that allow you to obtain products suitable for different uses

MORE SUSTAINABLE thanks to a production process that is extremely efficient in terms of compliance with environmental standards and consumption of water, energy and raw materials

LA CÉRAMIQUE SOUS SON MEILLEUR JOUR.

La céramique est un matériau aux performances uniques et extraordinaires. Panariagroup se distingue par ses produits de qualité supérieure.

PLUS SAINS grâce à l'intégration de la technologie antibactérienne Protect

PLUS FACILES À NETTOYER grâce à nos techniques exclusives de traitement de surface

PLUS POLYVALENTS ET ADAPTÉS À TOUS LES USAGES grâce à une vaste disponibilité de technologies et de composants à haute performance, qui permettent d'obtenir des produits adaptés à des usages différents

PLUS DURABLES grâce à un processus de production extrêmement efficace en termes de respect des normes environnementales, de consommation d'eau, d'énergie et de matières premières

KERAMIK IN IHRER SCHÖNSTEN FORM.

Keramik ist ein Material mit einzigartigen und ausgezeichneten Leistungen. Panariagroup zeichnet sich durch ihre hochwertigen Qualitätsprodukte aus.

GESÜNDER dank der Integration der antibakteriellen Technologie Protect

EINFACHER ZU REINIGEN dank unserer exklusiven Verarbeitungstechniken der Oberflächen

VIELSEITIGER UND FÜR JEDEN EINSATZ GEEIGNET dank einer breiten Verfügbarkeit von Technologien und Komponenten mit hoher Leistung, die es ermöglichen, Produkte für verschiedene Einsatzbereiche zu erhalten

NACHHALTIGER dank einem extrem effizienten Produktionsprozess im Hinblick auf Einhaltung der Umweltnormen, sowie Wasser-, Strom- und Rohstoffverbrauch

PANARIAgroup®

www.panariagroup.it

LA CERAMICA. UNA SCELTA SICURA.

CERAMICS. A SAFE CHOICE. / LA CÉRAMIQUE, UN CHOIX SÛR. / KERAMIK. EINE SICHERE WAHL.

SICURA

SAFE / SÛRE / SICHER

IGIENICA

HYGIENIC / HYGIÉNIQUE / HYGIENISCH

DURA A LUNGO

LONG-LASTING / DURE LONGTEMPS / LANGLEBIG

NON EMETTE SOSTANZE CHIMICHE NOCIVE

ZERO VOCs / ZERO COV / NULL VOCs

NON BRUCIA

IT DOES NOT BURN / NE BRÛLE PAS / BRENNT NICHT

RESISTENTE

RESISTANT / RÉSISTANTE / BESTÄNDIG

VERSATILE

VERSATILE / POLYVALENTE / VIELSEITIG

STABILE

STABLE / STABLE / STABIL

RICICLABILE

RECYCLABLE / RECYCLABLE / WIEDERVERWERTBAR

AMA L'AMBIENTE

ENVIRONMENT-FRIENDLY / RESPECTE L'ENVIRONNEMENT / UMWELTSCHONEND



01b.

Our Excellences.

LE TECNOLOGIE.



SLIMTECH.

Lastre ceramiche sottili di qualità superiore.

Gres porcellanato laminato in grande formato: un materiale leggero, versatile e resistente per nuove prospettive progettuali nel mondo dell'architettura e dell'abitare.



GRES.

Gres porcellanato a tutta massa, sinonimo di resistenza tecnica e di eccellenza estetica.

L'ampia disponibilità di formati è arricchita dalle sofisticate finiture superficiali che rendono i prodotti Lea Ceramiche ideali per ogni progetto sia in ambito residenziale che in ambito architettonico.



L2.

Gres porcellanato in 20mm di spessore, progettato per l'outdoor.

Garantisce infinite soluzioni applicative senza il rischio di rotture ed è ideale per la continuità estetica tra gli ambienti interni e quelli esterni. Resistente al gelo e agli sbalzi termici, presenta elevate caratteristiche antiscivolo, preserva la materia e il colore inalterati nel tempo ed è facile da pulire.

TECNOLOGIES.



SLIMTECH.

Superior quality slim ceramic slabs.

Large-size laminated porcelain stoneware: a light, versatile and resistant material for new design perspectives in the world of architecture and living.



STONEWARE.

Through-body porcelain stoneware, a synonym for technical resistance and aesthetic excellence.

The wide range of sizes is enriched with sophisticated surface finishes that make Lea Ceramiche products ideal for all residential and architectural projects.



L2.

20mm-thick porcelain stoneware, designed for outdoor use.

It guarantees infinite application solutions without the risk of cracks and is ideal for ensuring aesthetic continuity between indoor and outdoor spaces. Resistant to freezing and changes in temperature, it has notable non-slip properties, maintains the material and the colours intact over time and is easy to clean.

LES TECHNOLOGIES.



SLIMTECH.

Minces plaques en céramique de qualité supérieure.

Grès cérame laminé en grands formats, un matériau léger, polyvalent et résistant offrant de nouvelles perspectives au monde de la conception architecturale et de l'habitat.



GRES.

Grès cérame dans la masse, synonyme de résistance technique et d'excellence esthétique.

La vaste gamme de formats est enrichie par des finitions de surface raffinées, qui rendent les produits Lea Ceramiche parfaits pour tous les projets, d'architecture ou d'architecture d'intérieur.



L2.

Grès cérame de 20 mm d'épaisseur, conçu pour l'extérieur.

Il assure un nombre infini de solutions applicatives sans risque de cassure et garantit la continuité esthétique entre les pièces intérieures et les espaces extérieurs. Résistant au gel et aux écarts thermiques, il présente d'excellentes caractéristiques antiglisse, protège la matière et la couleur qui restent intacts dans le temps et facilite le nettoyage.

DIE TECHNOLOGIEN.



SLIMTECH.

Dünne Keramikplatten von höchster Qualität.

Laminierter Feinsteinzeug im Großformat: ein leichtes, vielseitiges und robustes Material für neue Planungsperspektiven in der Welt der Architektur und des Wohnens.



FEINSTEINZEUG.

Durchgefärbtes Feinsteinzeug, Synonym für technische Robustheit und ästhetische Exzellenz.

Die breite Verfügbarkeit von Formaten wird durch das raffinierte Oberflächen-Finish ergänzt, sodass sich die Produkte von Lea Ceramiche ideal für jedes Projekt im Wohn- und Architekturbereich eignen.



L2.

Feinsteinzeug mit 20 mm Stärke, für Außenbereiche entwickelt.

Es garantiert endlose Anwendungslösungen ohne Bruchgefahr und ist ideal für die ästhetische Kontinuität zwischen Innen- und Außenbereichen. Resistent gegenüber Kälte und Temperaturschwankungen, mit hoher Rutschfestigkeit, Material und Farbe bleiben über die Zeit unverändert, einfach zu reinigen.

3-TECH PROJECT.



TRE TECNOLOGIE, DIFFERENTI SPESSORI, INFINITE POSSIBILITÀ

L'esclusivo progetto Lea Ceramiche per collezioni articolate in 3 tecnologie produttive: Le grandi lastre sottili di qualità superiore, l'eccellenza del gres porcellanato a spessore tradizionale e il gres spessorato per soluzioni outdoor.

THREE TECHNOLOGIES, DIFFERENT THICKNESSES, INFINITE POSSIBILITIES

The exclusive Lea Ceramiche project for collections divided into 3 production technologies: high-quality large thin slabs, outstanding porcelain stoneware with a traditional thickness and extra-thick porcelain stoneware for outdoor solutions.

TROIS TECHNOLOGIES, DIFFERENTES EPAISSEURS, POSSIBILITES INFINIES

Le projet exclusif Lea Ceramiche pour des collections qui se différencient suivant 3 technologies de production: les grandes plaques minces de qualité supérieure, l'excellence du grès cérame d'épaisseur traditionnelle et le grès épais pour l'extérieur.

DREI TECHNOLOGIEN, VERSCHIEDENE STÄRKEN, UNENDLICHE MÖGLICHKEITEN

Das exklusive Projekt von Lea Ceramiche aus Kollektionen mit 3 Produktionstechniken: Große, dünne Platten von hoher Qualität, das exzellente Feinsteinzeug in traditioneller Stärke, und verstärktes Feinsteinzeug für Außenbereiche.



P R () T E C T

PER UN ABITARE SANO, SICURO E PROTETTO.

L'esclusiva tecnologia Panariagroup per pavimenti e rivestimenti antibatterici ad altissime performance.

TO LIVE HEALTHILY, SAFE AND SECURE.

The exclusive Panariagroup technology for antimicrobial floor and wall coverings with the highest performance.

POUR UN HABITAT SAIN, SÛR ET PROTÉGÉ.

La technologie exclusive de Panariagroup pour les revêtements de sols et de murs antibactériens à hautes performances.

FÜR EIN GESUNDES, SICHERES UND GESCHÜTZTES WOHNEN.

Die exklusive Technologie Panariagroup für antibakterielle und hochleistungsfähige Fußböden und Verkleidungen.



1. Azione potente.
Elimina i batteri e ne impedisce la proliferazione.

1. Powerful action.
Eliminates microbes and prevents their reproduction.

1. Action puissante.
Élimine les bactéries et empêche leur prolifération.

1. Leistungsstarke Wirkung
Eliminiert Bakterien und verhindert die Vermehrung.



2. Efficacia eterna.
Grazie alla tecnologia integrata in modo permanente nel prodotto.

2. Eternal effectiveness.
Thanks to the technology permanently integrated into the product.

2. Efficacité éternelle.
Grâce à la technologie intégrée de façon permanente dans le produit.

2. Dauerhafte Wirksamkeit.
Dank der permanent im Produkt integrierten Technologie.



3. Protezione continua.
Sempre attivo, 24 ore su 24, con e senza luce solare.

3. Continuous protection.
Always active, 24 hours a day, with and without sunlight.

3. Protection continue.
Toujours actif, 24 heures sur 24, avec et sans lumière du soleil.

3. Dauerschutz.
Rund um die Uhr aktiv, mit oder ohne Sonnenlicht.

with **MICROBAN**[®]

protect.panariagroup.it

Lea Ceramiche



LASTRE CERAMICHE SOTTILI DI QUALITÀ SUPERIORE.

Superior quality thin porcelain slabs. / Dalles céramiques fines de qualité supérieure. / Dünne Hochwertige Keramikplatten.



MASSIMI STANDARD QUALITATIVI E PRESTAZIONALI

HIGHEST STANDARDS IN QUALITY AND PERFORMANCE

STANDARDS QUALITATIFS ET PERFORMANCES MAXIMALES

HÖCHSTE QUALITÄTS- UND LEISTUNGSSTANDARDS



LASTRE SUPERCOMPATTE ED ELASTICHE

HIGHLY COMPACT AND ELASTIC SLABS

DALLES ULTRACOMPACTES ET ÉLASTIQUES

SUPERKOMPACTE, ELASTISCHE PLATTEN



RESA ESTETICA ECCELLENTE

EXCELLENT AESTHETIC LOOK

EXCELLENT RENDEMENT ESTHÉTIQUE

AUSGEZEICHNETE OPTISCHE WIRKUNG



STRAORDINARIA EXTRA-RESISTENZA

EXTRAORDINARY ADDED RESISTANCE

EXTRAORDINAIRE EXTRA-RÉSISTANCE

ÜBERRAGENDE SUPER-BESTÄNDIGKEIT



SOSTENIBILITÀ AMBIENTALE ELEVATA

HIGHLY ECO-FRIENDLY

DURABILITÉ ENVIRONNEMENTALE

HOHE ÖKOLOGISCHE NACHHALTIGKEIT

SLIMTECH *plus*



Ultrasottile e ultraresistente. Con fibra di vetro.

Ultra-thin and ultra-resistant. With fibreglass mesh.

Ultra fin et ultra résistant. Avec fibre de verre.

Untradünn und ultrawiderstandsfest. Mit Glasfaser.

SLIMTECH *3plus*

3.5mm

SLIMTECH *5plus*


5.5mm

SLIMTECH

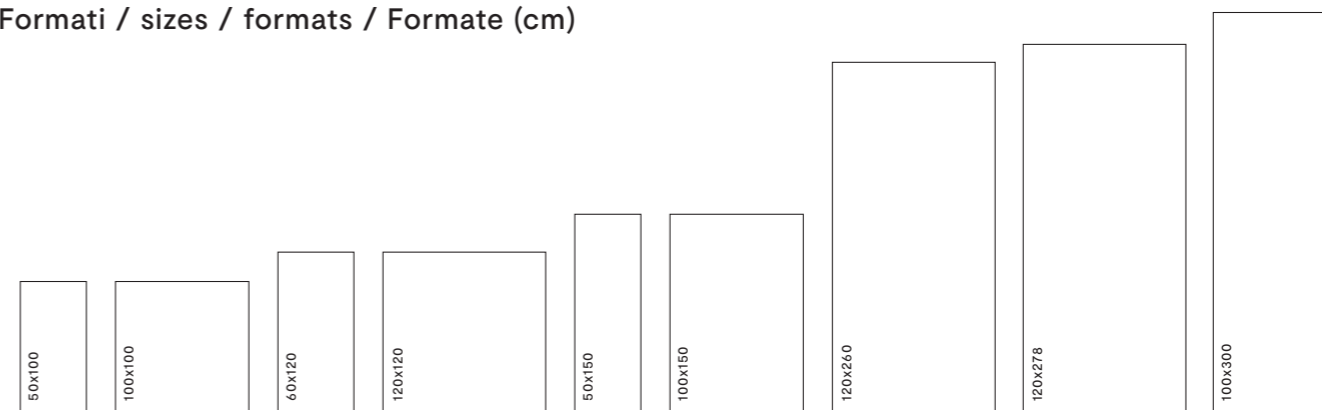
6mm

Sottile e resistente. / Thin and resistant.

Fin et résistant. / Dünn und widerstandsfähig.



Formati / sizes / formats / Formate (cm)



RINNOVARE SENZA DEMOLIRE.

Le lastre ceramiche sottili sono ideali per rinnovare senza demolire. Possono essere posate in sovrapposizione al pavimento esistente con benefici di velocità, comodità, risparmio e assenza di detriti. La posa può essere incollata oppure eseguita a secco senza colla, con l'esclusiva soluzione Slimtech Easy, particolarmente efficace per la sua velocità di applicazione e semplicità di utilizzo.

RENOVATIONS WITHOUT DEMOLITION.


Thin ceramic slabs are perfect for renovating without demolishing. They can be installed on top of existing floors, providing the benefit of speed, convenience, savings, and absence of debris. The slabs can be adhered to the substrate or dry-laid, thanks to the exclusive Slimtech Easy solution which is particularly efficient due to its speed of installation and ease of use.

RÉNOVER SANS DÉMOLIR.


Les dalles en céramique fine sont parfaites pour rénover sans démolir. Pouvant être superposées au sol existant, elles constituent une solution rapide, pratique et économique, le tout sans le moindre débris. Elles peuvent être collées ou bien posées à sec, sans colle, grâce à la solution exclusive Slimtech Easy, que la rapidité et la simplicité d'utilisation rendent particulièrement efficace.

RENOVIEREN OHNE DEMOLIEREN.

Dünne Keramikplatten sind ideal zum Renovieren ohne Abbrucharbeiten. Sie können über dem vorhandenen Bodenbelag verlegt werden: schnell, einfach, kostengünstig und ohne Bauschutt. Die Verlegung kann mit Kleber erfolgen oder im Trockenbau ohne Kleber mit dem exklusiven System Slimtech Easy. Diese Methode ist besonders schnell und einfach.




POSA INCOLLATA
INSTALLATION WITH ADHESIVE
POSE COLLÉE
VERLEGUNG MIT KLEBER



POSA SENZA COLLA
INSTALLATION WITHOUT ADHESIVE
POSE SANS COLLE
VERLEGUNG OHNE KLEBER





SLIMTECH EASY is the FIRST certified dry lay system for ceramic flooring.

- It is installed **without mortar** and, thanks to the exclusive use of fiberglass-reinforced Slimtech slabs, it is **more durable** than any other traditional laying system.
- With a **thickness of only 7 mm**, this system is used for the installation of a new kind of highly durable porcelain stoneware flooring that is perfect for interior **RESIDENTIAL or LIGHT COMMERCIAL** use.
- It is possible **to renovate without demolishing** as it **can be laid on pre-existing floors**.
- SLIMTECH EASY is unique, because it uses a high-performance product: laminated porcelain stoneware **Slimtech Plus** slabs, exactly as they are when they exit the production line. This means no subsequent processing and the guarantee of a quality manufacturing process tested by Lea Ceramiche in over **15 years of experience** and with millions of square meters sold worldwide.

SLIMTECH EASY est le PREMIER système certifié de pose à sec pour sols en céramique.

- Il se pose **sans colle** et fait preuve d'une **résistance supérieure** à celle de n'importe quel autre système de pose traditionnelle, grâce à l'utilisation exclusive des dalles Slimtech renforcées avec de la fibre de verre.
- Avec seulement **7 mm d'épaisseur**, le système permet la réalisation d'un nouveau sol en grès cérame, parfait pour les espaces intérieurs **RÉSIDENTIELS et COMMERCIAUX** soumis à un trafic peu intense.
- Conçu pour être posé sur un sol préexistant et donc permet de **renover sans devoir démolir**.
- **SLIMTECH EASY est un système unique** qui se base sur un produit aux performances extraordinaires : les dalles en grès cérame laminé **Slimtech Plus**, directement sorties de leur usine de fabrication. Elles n'ont donc subi aucune transformation et présentent la **garantie** d'un processus de production de qualité, éprouvé par Lea Ceramiche en plus de **15 ans d'expérience** et avec des millions de mètres carrés vendus dans le monde.

SLIMTECH EASY è il PRIMO sistema certificato di posa a secco per pavimenti in ceramica.

- Si posa **senza colla** e grazie all'esclusivo utilizzo delle lastre Slimtech, rinforzate con fibra di vetro, ha una **resistenza superiore** a quella offerta da qualunque altro tradizionale sistema di posa.
- In soli **7 mm di spessore** permette la realizzazione di un nuovo pavimento in gres porcellanato ultrasensibile idoneo per ambienti interni con destinazione **RESIDENZIALE o COMMERCIALE LEGGERO**.
- Può essere applicato in **sovrapposizione** e dunque consente di **rinnovare senza demolire**.
- SLIMTECH EASY è **unico**, perchè utilizza un prodotto dalle prestazioni straordinarie: le lastre in gres porcellanato laminato **Slimtech Plus**, così come escono dagli stabilimenti. Dunque senza lavorazioni successive e con tutta la **garanzia** di un processo produttivo di qualità testato da Lea Ceramiche in oltre **15 anni di esperienza** e con milioni di metri quadrati venduti nel mondo.

SLIMTECH EASY ist das erste zertifizierte Trockenbausystem für Bodenbeläge aus Keramik.

- Es wird **ohne Kleber** verlegt und ist dank der ausschließlichen Verwendung glasfaserverstärkter Slimtech-Platten **beständiger** als jedes andere, herkömmliche Verlegesystem.
- Mit nur **7 mm Stärke** erlaubt es die Verlegung eines neuen Bodenbelags aus hochbeständigem Feinsteinzeug für Innenräume im **WOHNUNGS- oder im LEICHTEN GEWERBEBAU**.
- Kann auf der vorhandenen Struktur angebracht werden und ermöglicht daher **eine Renovierung ohne Abbrucharbeiten**.
- **SLIMTECH EASY ist einzigartig**, denn es umfasst ein außerordentlich leistungsstarkes Produkt: **Slimtech Plus**, die Platten aus laminiertem Feinsteinzeug. So, wie sie aus der Produktion kommen. Ohne weitere Bearbeitungen also, und mit der Garantie eines ausgereiften Produktionsverfahrens, das Lea Ceramiche in mehr als **15-jähriger Erfahrung** mit Millionen in aller Welt verkauften Quadratmetern auf die Probe gestellt hat.

Come si compone il sistema

Assembling the system / En quoi consiste le système? / Die Komponenten des systems

1 SILENT SOUNDPROOFING MAT



Stendere il materassino di fondo
Una volta verificata la pulizia e la planarità del sottofondo si procede alla stesura su tutta la superficie da pavimentare del materassino fonoassorbente SILENT.

Unroll and extend the base mat
After verifying that the subfloor is clean and level, proceed with laying the SILENT soundproofing mat on the entire floor area.

Pose de la sous-couche de fond
Vérifiez la propreté et la planéité du plancher, puis étendez le tapis insonorisant SILENT sur toute la surface à revêtir.

Bodenmatte auslegen
Boden auf Sauberkeit und Ebenheit prüfen und anschließend die schallschluckende Matte SILENT über die gesamte Bodenfläche auslegen.

2 SLIMTECH plus



Posare le lastre di Slimtech
Quindi posare direttamente e senza uso di collanti le lastre di SLIMTECH scelte tra i colori e le versioni **5plus** e **6plus**.

Lay the Slimtech slabs
Then lay the SLIMTECH slabs, chosen among the colours available in the **5plus** and **6plus** versions, directly on the mat without the use of adhesives.

Installation de dalles Slimtech
Posez les dalles SLIMTECH, choisies entre les couleurs et les versions **5plus** et **6plus**, directement et sans utiliser de colles.

Verlegung der Slimtech-Platten
Nun direkt und ohne Kleber die SLIMTECH-Platten in den gewünschten Farben und Ausführungen (**5plus** und **6plus** bzw.) verlegen.

3 FILLER FINISHING SEALANT



Sigillare le fughe
Dopo aver rivestito il pavimento con SLIMTECH è necessario sigillare le fughe tra le lastre con la speciale finitura FILLER. Una volta asciutta questa sigillatura garantirà una perfetta superficie calpestabile e assolutamente impermeabile.

Seal the grout lines
After having laid SLIMTECH on the floor, it is necessary to seal the spaces between the slabs with FILLER. Once dry, this sealant guarantees a perfect walkable and waterproof surface.

Jointoiment
Après avoir recouvert le sol avec SLIMTECH, il est nécessaire de sceller les joints entre les dalles avec la finition spéciale FILLER. Une fois sec, ce jointoiment garantira une surface habitable et imperméable à l'eau.

Versiegeln der Fugen
Nach dem Belegen des Bodens mit SLIMTECH, müssen die Fugen zwischen den Platten mit FILLER versiegelt werden. Einmal ausgetrocknet, garantiert diese Versiegelung einen perfekt begehbaren und absolut wasserdichten Belag.

Formati / sizes / formats / Formate (cm)



SLIMTECH
plus


INSTALLATION VIDEO



GRES PORCELLANATO 20MM PER OUTDOOR.

Garantisce infinite soluzioni applicative senza il rischio di rotture ed è ideale per la continuità estetica tra gli ambienti interni e quelli esterni.

Resistente al gelo e agli sbalzi termici, presenta elevate caratteristiche antiscivolo, preserva la materia e il colore inalterati nel tempo ed è facile da pulire.



20 MM THICK PORCELAIN STONEWARE FOR OUTDOORS.

It guarantees infinite application solutions without the risk of cracks and is ideal for ensuring aesthetic continuity between indoor and outdoor spaces.

Resistant to freezing and changes in temperature, it has notable non-slip properties, maintains the material and the colours intact over time, and is easy to clean.

GRES CERAME DE 20MM D'ÉPAISSEUR POUR L'EXTÉRIEUR.

It guarantees infinite application solutions without the risk of cracks and is ideal for ensuring aesthetic continuity between indoor and outdoor spaces.

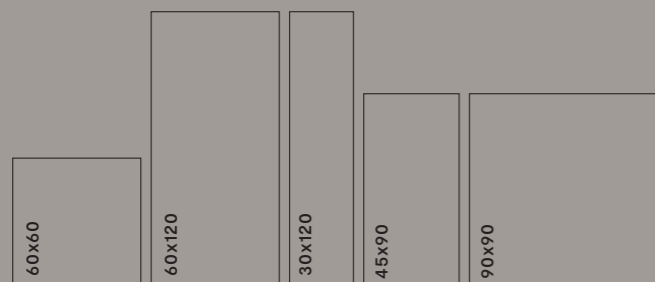
Resistant to freezing and changes in temperature, it has notable non-slip properties, maintains the material and the colours intact over time, and is easy to clean.

20 MM DICKES FEINSTEINZEUG FÜR DEN AUSSENBEREICH.

It guarantees infinite application solutions without the risk of cracks and is ideal for ensuring aesthetic continuity between indoor and outdoor spaces.

Resistant to freezing and changes in temperature, it has notable non-slip properties, maintains the material and the colours intact over time, and is easy to clean.

Formati / sizes / formats / Formate (cm)



VANTAGGI / PLUS.

- 1 Altissima resistenza ai carichi di rottura.
- 2 Elevata resistenza meccanica.
- 3 Elevata resistenza allo scivolamento.
- 4 Resistente al gelo.
- 5 Resistente al fuoco.
- 6 Resistente agli sbalzi termici, agli agenti atmosferici, agli acidi, alle muffe e al sale.
- 7 Eccezionale resistenza alle macchie.
- 8 Carrabile quando incollato su massetto.
- 9 Facile da installare, rimuovere e riutilizzare.
- 10 Facile da pulire.
- 11 Eterno: materia e colori stabili nel tempo.
- 12 Ecologico: creato nel rispetto e per la salvaguardia dell'ambiente.
- 13 Abbinabile ai prodotti da interno per un perfetto coordinamento estetico senza interruzioni.

- 1 Highly resistant to heavy loads.
- 2 Superior mechanical strength.
- 3 High slip resistance.
- 4 Frost-resistant.
- 5 Fire resistant.
- 6 Resistant to thermal shock, atmospheric agents, acids, mould and salt.
- 7 Exceptional resistance to stains.
- 8 Resistant to vehicular passage when applied to a screed with adhesives.
- 9 Easy to install, remove and reuse.
- 10 Easy to clean.
- 11 Eternal: the product and its colours are stable over time.
- 12 Eco-friendly: manufactured in a way which respects and sustains the environment.
- 13 Can be combined with products for interior spaces seamlessly and without interruptions.

- 1 Résistance extrême aux charges de rupture.
- 2 Haute résistance mécanique.
- 3 Haute résistance au glissement.
- 4 Résistance au gel.
- 5 Résistance au feu.
- 6 Résistance aux changements de température, aux intempéries, aux produits acides, à la moisissure et au sel.
- 7 Résistance exceptionnelle aux taches.
- 8 Carrossable si posé sur chape.
- 9 Facile à poser, à enlever et à réutiliser.
- 10 Facile à entretenir.
- 11 Durabilité : matériau et couleurs qui restent stables au fil du temps.
- 12 Écologique : créé dans le respect et pour la protection de l'environnement.
- 13 Peut être assorti aux produits d'intérieur pour une harmonie esthétique parfaite, sans interruption.

- 1 Extrem bruchlastbeständig.
- 2 Hoher mechanischer Widerstand.
- 3 Hohe Rutschfestigkeit.
- 4 Frostbeständig.
- 5 Feuerbeständig.
- 6 Beständig gegen Temperaturschwankungen, Witterung, Säuren, Schimmel und Salz.
- 7 Ausgezeichnete Fleckenbeständigkeit.
- 8 Auf Estrich verklebt befahrbar.
- 9 Einfach zu verlegen, zu entfernen und wiederzuverwenden.
- 10 Einfach zu reinigen.
- 11 Ewig haltbar: Material und Farben sind auf Dauer stabil.
- 12 Ökologisch: umweltschonend hergestellt.
- 13 In perfekter Kontinuität von Innen und Außen mit den Produkten für Innenbereiche kombinierbar.

02.

The Collections.

Cement & Resin.




L'essenzialità di materiali come il cemento e la resina prende forma sulle superfici ceramiche attraverso texture e disegni avvolgenti. Il fascino dello stile industriale, così minimale e pulito, reinventa spazi domestici e architettura.


L'essentialité de matériaux tels que le ciment et la résine prend forme sur les surfaces céramiques grâce à des textures et des motifs enveloppants. Le charme du style industriel, si net et minimaliste, réinvente les espaces domestiques et l'architecture.


Essential materials such as concrete and resin take shape on ceramic surfaces through textures and enveloping designs. The charm of minimal, clean industrial style reinvents domestic spaces and architecture.

Die Essentialität von Materialien wie dem Zement und dem Harz nimmt durch faszinierende Strukturen und Designs auf den Keramikflächen Form an. Der Reiz des so minimalistischen und reinen Industriestils erfindet Wohnräume und die Architektur neu.

  **Masterpiece.**
design Ferruccio Laviani
40 / 55

   **Concreto and Zoom.**
design Fabio Novembre
56 / 77

 **Take Care.**
and Pad design Patrick Norguet
78 / 91

 **Re-evolution.**
92 / 97

Masterpiece.

design Ferruccio Laviani

WALL
Piece Light 60x120

FLOOR
Master Coal 120x120


cement & resin



WALL
Master Coal 120x120

FLOOR
Piece Alpi 120x120

Lea Ceramiche



Master Gray

- ◊ WALL
Piece Dark 60x120
- ◊ FLOOR
Master Sand 60x60





WALL
Piece Siena 30x60 - 60x120

FLOOR
Master White 120x120



WALL
Piece Moka 120x120

FLOOR
Master Brown 120x120



FLOOR
Master Gray 120x120
Master Brown 120x120

Lea Ceramiche



Piece Light 120x120


Piece Dark



WALL
Piece Siena 30X60

FLOOR
Piece Dark 120x120

Gres tutta massa UGL
Full-body porcelain UGL
Grès Cérame pleine masse UGL
Vollgemischtes Durchgefärbtes Feinsteinzeug UGL

Stonalizzazione	Resistenza allo scivolamento	Fuga minima consigliata
Shading / Denuançage / Spielfarbig	Slip resistance / Résistance au glissement / Rutschfestigkeit	Minimum suggested joint Joint minimum conseillé Empfohlene Fugenbreite
ANSI A137.1	DIN 51130 R10 (Nat) - R11 (Grip - Grip 20mm)	RECT 2 mm (INDOOR)
	DIN 51097 A+B (Nat) - A+B+C (Grip - Grip 20mm)	OUTDOOR 5 mm Approx (*)
	B.C.R. - TORTUS $\mu > 0,40$	
	ANSI A326.3 DCOF ≥ 0.42	
	AS/NZS 4586 P4 (Grip)	
	BS 7976-2 PTV 36+wet (SI.96-SI.55) Grip	

(*) Decisione a cura della Direzione Lavori / Codici di Posa Nazionali
Decision by the Construction Manager / National Laying Standards
Décision établie par la Direction des Travaux / Codes de Pose
National Die Entscheidung wird von der Bauleitung / gemäß nationalen Vorschriften getroffen.

Imballi

Packing / Emballage / Verpackung

Articolo	Scatola			Pallet				
	cm	inch	pz.	mq	kg	scat.	mq	kg
Fondo	120x120	48"x48"	1	1,44	31,8	28	40,3	890,4
Fondo	60x120	24"x48"	2	1,44	31,8	36	51,8	1.144,8
Fondo	60x60	24"x24"	4	1,44	31,8	32	46,1	1.017,6
Fondo	30x60	12"x24"	9	1,62	35,0	32	51,8	1.120,0
Mosaico 36	30x30	12"x12"	5	0,45	9,3	60	27,0	558,0
Mosaico Chip	30x30	12"x12"	5	0,45	9,3	60	27,0	558,0
Battiscopa	5,5x60	2"x24"	12	7,2 m.l	8,5	50	360 m.l.	426,0
Gradino plus	35x120	13 ^{3/4} "x48"	2	0,84	34,0	12	10,1	408,0
Angolo gradino plus	35x120	13 ^{3/4} "x48"	1	0,42	17,0	24	10,1	408,0
Fondo (20mm)	60x120	24"x48"	1	0,72	32,5	36	25,9	1.170,0

2 Finiture / Finishes / Surfaces / Oberfläche

NAT



residenziale
residential
résidentiel
Wohnbereiche



commerciale leggero
light commercial
commercial léger
Leichte gewerbliche
Anwendungen



commerciale intensivo
intensive commercial
commercial intensif
Intensive gewerbliche
Anwendungen

GRIP



esterno
outdoor
extérieur
Außenbereiche

Masterpiece.

design Ferruccio Laviani



Spessore / Thickness / Epaisseur / Stärke
9mm

10 Colori / Colors / Couleurs / Farben



Master



Sustainability
mention




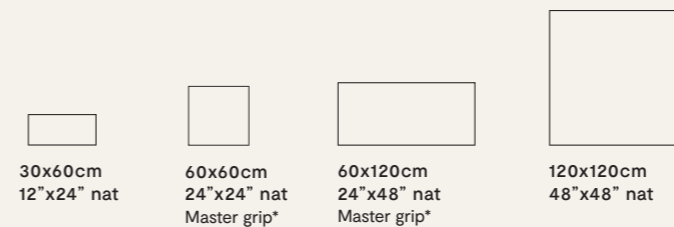
archproducts
DESIGN AWARDS




Piece

4 Formati / Sizes / Formats / Formate ^{LRT}

 gres porcellanato



Spessore / Thickness / Epaisseur / Stärke
20mm

 L2 - 20mm



**60x120cm
24"x48"
Master grip L2*

* Escluso Master Brown - Except Master Brown

** Protezione antibatterica non presente
No antimicrobial protection



Esplora Concreto and Zoom su real.leaceramiche.com
Explore Concreto and Zoom on real.leaceramiche.com

PROTECT
ANTIBATTERICO - ANTIMICROBIAL




Mosaici

Mosaics / Mosaïques / Mosaik


Pezzi speciali

Trims / Pièces spéciales / Formstücke

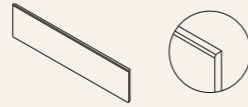
MOSAICO 36
30x30cm / 12"x12"
MASTER



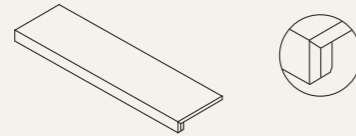
MOSAICO CHIP
30x30cm / 12"x12"
PIECE




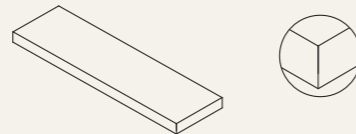
battiscopa*
5,5x60cm / 2"x24" rett



gradino plus**
35x120cm / 13^{3/4}"x48" rett



angolo dx / sx gradino plus**
35x120cm / 13^{3/4}"x48" rett



Concreto and Zoom.

design Fabio Novembre

RECEPTION DESK
Concreto Rust

WALL
Foam Medium 120x260
Dry Dark 120x260

FLOOR
Concreto Medium 120x260

Ⓢ WALL
Concrete Rust 120x260
Concrete Dark 120x260

Ⓢ FLOOR
Concrete Light 90x90 nat



Ⓢ WALL
Concrete Extra Light 120x260
Concrete Medium 120x260

Ⓢ FLOOR
Concrete Extra Light 120x120





Ⓢ WALL
Concrete Medium 120x260
Concrete Extra Light 120x260

Ⓢ FLOOR
Concrete Extra Light 120x120





Concrete Medium



Zoom Mix 20





Ⓢ COUNTER
Concrete Rust


Ⓢ WALL
Concrete Rust 120x260

Ⓢ FLOOR
Tide Medium 120x260



Ⓢ WALL
Reef Dark 120x260
Concreto Light 60x120

Ⓢ FLOOR
Concreto Dark 120x120



Ⓢ Reef Dark

cement & resin

CE Concreto Light L2 90x90 grip



CE Concreto Light L2 90x90 grip



Concreto and Zoom.

3-TECH PROJECT

design Fabio Novembre




Spessore / Thickness / Epaisseur / Stärke
6mm

PROTECT
ANTIBATTERICO - ANTIMICROBIAL

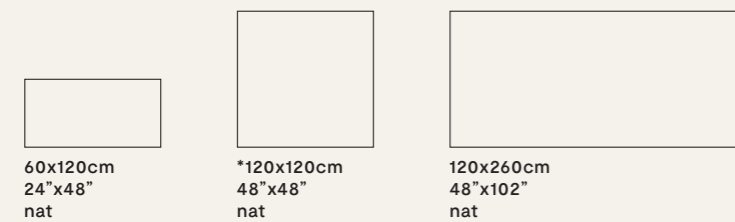
5 Colori / Colors / Couleurs / Farben

Award



3 Formati / Sizes / Formats / Formate ^{LR^T}

LIMTECH



* Disponibile in **Slimtech 6plus**
rinforzato con fibra di vetro
Available in **Slimtech 6plus**
reinforced with fibreglass

1 Finitura / Finish / Surface / Oberfläche

NAT



residenziale
residential
résidentiel
Wohnbereiche

commerciale leggero
light commercial
commercial léger
Leichte gewerbliche
Anwendungen


commerciale intensivo
intensive commercial
commercial intensif
Intensive gewerbliche
Anwendungen



Spessore / Thickness / Epaisseur / Stärke
9,5mm

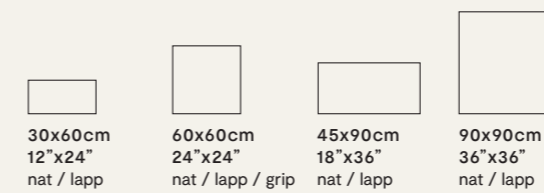
PROTECT
ANTIBATTERICO - ANTIMICROBIAL

4 Colori / Colors / Couleurs / Farben




4 Formati / Sizes / Formats / Formate ^{LR^T}

gres porcellanato



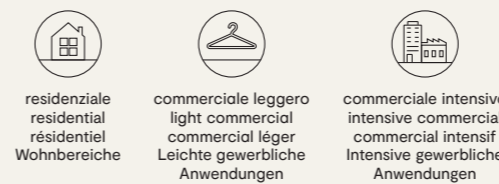
Spessore / Thickness / Epaisseur / Stärke
20mm

L2 - 20mm



3 Finiture / Finishes / Surfaces / Oberfläche

NAT



residenziale
residential
résidentiel
Wohnbereiche

commerciale leggero
light commercial
commercial léger
Leichte gewerbliche
Anwendungen

commerciale intensivo
intensive commercial
commercial intensif
Intensive gewerbliche
Anwendungen

LAPP



residenziale
residential
résidentiel
Wohnbereiche

commerciale leggero
light commercial
commercial léger
Leichte gewerbliche
Anwendungen

commerciale intensivo
intensive commercial
commercial intensif
Intensive gewerbliche
Anwendungen

GRIP



esterno
outdoor
extérieur
Außenbereiche

* Protezione antibatterica non presente
No antimicrobial protection



Esplora Concreto and Zoom su real.leaceramiche.com
Explore Concreto and Zoom on real.leaceramiche.com




Varianti

Variations / Variantes / Varianten

Foam

Concreto Medium



Tide

Concreto Medium



Dry

Concreto Dark



Reef

Concreto Dark




Formati ^{RT1}

Sizes / Formats / Formate



120x120cm
48"x48"



120x260cm
48"x102"

Decori

Decors / Decors / Dekore

Concreto Extra Light




Concreto Light



Drops Gold*

Concreto Medium



Formati ^{RT1}


Sizes / Formats / Formate



60x120cm
24"x48"



120x120cm
48"x48"




120x260cm
48"x102"

Concreto Dark



Concreto Rust




*A pavimento: solo per ambienti residenziali
Floor coverings: just in residential spaces
Au sol: pour les environnements résidentiels uniquement
Auf dem Boden: nur für Wohnumgebungen



Zoom


Zoom Mix

Zoom Mix 60



60x60cm
24"x24"

Zoom Mix 20



20x20cm
8"x8"

Formati Zoom mix ^{LR}

Sizes / Formats / Formate



60x60cm
24"x24"

Zoom Mix 60



20x20cm
8"x8"

Zoom Mix 20

Zoom Mix 20 è composto da 16 grafiche differenti da miscelare. Il mix visualizzato non è vincolante, se ne consiglia la posa random.

Zoom Mix 60 è composto da 16 grafiche differenti da miscelare. Il mix visualizzato non è vincolante, se ne consiglia la posa random. Il packaging prevede colli da 4 pezzi con grafiche casuali: si consiglia di prevedere l'acquisto di una piccola % di materiale in più rispetto allo standard per favorire una migliore composizione delle grafiche nella fase di posa.

Zoom Mix 20 is composed of 16 different patterns designed to be mixed together. The displayed mix is not obligatory; we recommend random installation.

Zoom Mix 60 is composed of 16 different patterns designed to be mixed together. The packaging includes packages of 4 pcs with random patterns: we recommend that you purchase a small percentage of extra material to facilitate the composition of the patterns in the installation stage.

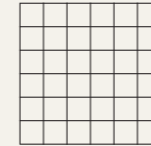
Mosaici

Mosaics / Mosaïques / Mosaik

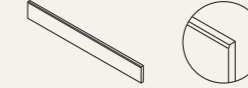
Pezzi speciali

Trims / Pièces spéciales / Formstücke

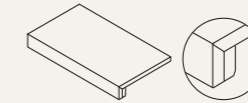
MOSAICO 36
30x30cm / 12"x12"
nat / lapp



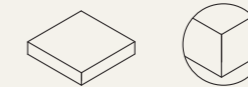
battiscopa
5.5x60cm / 2¹¹/₁₆"x24" rett
nat / lapp



gradino plus*
35x60cm / 13³/₄"x24" rett
nat / lapp / grip



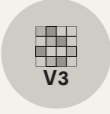
angolo gradino sx/dx plus*
35x35cm / 13³/₄"x13³/₄" rett
nat / lapp / grip



*Su richiesta
Upon request
Sur demande
auf Anfrage

Gres porcellanato laminato UGL
Laminated porcelain stoneware UGL
Grès cérame laminé UGL
Laminiertes Feinsteinzeug UGL



Stonalizzazione	Resistenza allo scivolamento		Fuga minima consigliata
Shading / Denuançage / Spielfarbig	Slip resistance / Résistance au glissement / Rutschfestigkeit		Minimum suggested joint / Joint minimum conseillé / Empfohlene Fugenbreite
ANSI A137.3	DIN 51130	R10	Posa a Parete / Wall / Mur / Wand 1 mm (INDOOR)
	BCR-TORTUS	$\mu > 0,40$	Posa a Pavimento / Floor / Sol / Boden 2 mm (INDOOR)
	ANSI A326.3	DCOF ≥ 0.42	OUTDOOR Vedi Manuale Tecnico Slimtech / See Slimtech Technical Manual

Gres tutta massa UGL
Full-body porcelain UGL
Grès Cérame pleine masse UGL
Vollgemischtes Durchgefärbtes Feinsteinzeug UGL



Stonalizzazione	Resistenza allo scivolamento		Fuga minima consigliata
Shading / Denuançage / Spielfarbig	Slip resistance / Résistance au glissement / Rutschfestigkeit		Minimum suggested joint / Joint minimum conseillé / Empfohlene Fugenbreite
ANSI A137.1	DIN 51130	R10 (Nat) R11 (Grip - 20mm)	RECT 2 mm (INDOOR)
	DIN 51097	A+B (Nat) A+B+C (Grip - 20mm)	OUTDOOR 5 mm Approx (*)
	BCR-TORTUS	$\mu > 0,40$ (Nat - Grip - 20mm)	(*) Decisione a cura della Direzione Lavori / Codici di Posa Nazionali Decision by the Construction Manager / National Laying Standards Décision établie par la Direction des Travaux / Codes de Pose Nationaux Die Entscheidung wird von der Bauleitung / gemäß nationalen Vorschriften getroffen.
	ANSI A326.3	DCOF ≥ 0.42 (Nat - Lapp - Grip - 20mm)	
	AS/NZS 4586	P3 (Nat) P4 (Grip, 20mm)	
	BS 7976-2	PTV 36+ WET (SI.96) (Nat) PTV 36+ WET (SI.96 - SI.55) (Grip - 20mm)	

Imballi

Packing / Emballage / Verpackung

Articolo	Scatola			Pallet				
	cm	inch	pz.	mq	kg	scat.	mq	kg
Fondo	120x260	48"x102"	1	3,12	44,0	18	56,2	792,0
Fondo	120x120	48"x48"	2	2,88	40,6	25	72,0	1.015,0
Fondo 6 plus	120x120	48"x48"	2	2,88	41,2	23	66,2	947,6
Fondo	60x120	24"x48"	3	2,16	30,3	16	34,6	484,8
Decoro Drops Gold	120x260	48"x102"	1	3,12	44,0	18	56,2	792,0
Decoro Drops Gold	120x120	48"x48"	2	2,88	40,6	25	72,0	1.015,0
Decoro Drops Gold	60x120	24"x48"	3	2,16	30,3	32	69,1	968,0

Imballi

Packing / Emballage / Verpackung

Articolo	Scatola			Pallet				
	cm	inch	pz.	mq	kg	scat.	mq	kg
Fondo	30x60	12"x24"	8	1,44	31,8	32	46,1	1.017,6
Fondo	60x60	24"x24"	4	1,44	31,8	32	46,1	1.017,6
Fondo	90x90	36"x36"	2	1,62	33,6	25	40,5	840,0
Fondo	45x90	18"x36"	3	1,22	25,2	36	43,7	907,2
Zoom Mix 60	60x60	24"x24"	4	1,44	31,8	32	46,1	1.017,6
Zoom Mix 20	20x20	8"x8"	23	0,92	20,7	45	41,4	931,5
Mosaico 36	30x30	12"x12"	5	0,45	9,5	60	27,0	570,0
Battiscopa	5,5x60	2 ^{11/64"} x24"	12	7,2 m.l.	8,5	50	360 m.l.	426,0
Gradino plus	35x60	13 ^{3/4"} x24"	4	0,84	20,1	16	13,4	322,2
Angolo gradino plus	35x35	13 ^{3/4"} x13 ^{3/4"}	2	0,25	7,6	36	8,8	273,6
L2 (20mm)	90x90	36"x36"	1	0,81	37,3	30	24,3	1.119,0

Take Care.

and Pad design Patrick Norguet

FLOOR
T_Ground 100x300

WALL
T_Snow 100x300



WALL
Oakland Ground 100x300

FLOOR
T_Ground 100x100



WALL
Tamis Moon 100x300

FLOOR
C_Moon 100x300




Pad.

design Patrick Norguet



WALL
Oakland Ground 100x300


FLOOR
T_Ground 100x100




Decori

Decors / Decors / Dekore

Oakland Moon




Oakland Ground



Pad design Patrick Norguet


Oakland*

Oakland Snow



Formati ^{RT1}

Sizes / Formats / Formate



100x300cm
39"x118"

*Utilizzabile solo a RIVESTIMENTO
Suitable only for WALL COVERINGS
Seulement pour le REVÊTEMENT
Kann nur als VERKLEIDUNG verwendet werden

Informazioni tecniche per l'utilizzo
Technical information for use
Informations techniques pour l'utilisation
Technische Zusammenarbeit
pag. 364




Decori

Decors / Decors / Dekore


Pad design Patrick Norguet

Tamis*


Tamis Snow A - B - C



Tamis Moon A - B - C




Tamis Ground A - B - C



Formati ^{RT}

Sizes / Formats / Formate




100x300cm
39"x118"

*Utilizzabile solo a RIVESTIMENTO
Suitable only for WALL COVERINGS
Seulement pour le REVÊTEMENT
Kann nur als VERKLEIDUNG verwendet werden

A	B	C
---	---	---

Informazioni tecniche per l'utilizzo
Technical information for use
Informations techniques pour l'utilisation
Technische Zusammenarbeit
pag. 364

Gres porcellanato laminato UGL rinforzato con fibra di vetro
 Laminated porcelain stoneware UGL reinforced with fibreglass
 Grès cérame laminé UGL, renforcé avec de la fibre de verre
 Lamiertes Feinsteinzeug UGL mit Glasfaserverstärkung

Stonalizzazione	Resistenza allo scivolamento	Fuga minima consigliata
Shading / Denuançage / Spielfarbig	Slip resistance / Résistance au glissement / Rutschfestigkeit	Minimum suggested joint / Joint minimum conseillé / Empfohlene Fugenbreite
ANSI A137.3	DIN 51130 R9	Posa a Parete / Wall / Mur / Wand 1 mm (INDOOR)
	BCR-TORTUS $\mu > 0,40$	Posa a Pavimento / Floor / Sol / Boden 2 mm (INDOOR)
	ANSI A326.3 DCOF ≥ 0.42	OUTDOOR Vedi Manuale Tecnico Slimtech / See Slimtech Technical Manual

Take Care.

and Pad design Patrick Norguet



Esplora Take Care and Pad su real.leaceramiche.com
 Explore Take Care and Pad on real.leaceramiche.com



Spessore / Thickness / Epaisseur / Stärke
 5,5 mm → slimtech 5plus





PROTECT
 ANTIBATTERICO - ANTIMICROBIAL

3 Colori / Colors / Couleurs / Farben



4 Formati / Sizes / Formats / Formate ^{LR^T}



			
50x100cm 19 ^{1/2} "x39" care	100x100cm 39"x39" take	100x150cm 39"x58" care	100x300cm 39"x118" take / care

Imballi

Packing / Emballage / Verpackung

Articolo	Scatola			Pallet				
	cm	inch	pz.	mq	kg	scat.	mq	kg
Fondo 5plus	100x300	118"x39"	1	3,00	34,5	13	39,0	448,5
Fondo 5plus	100x150	39"x59"	2	3,00	34,5	25	75,0	862,5
Fondo 5plus	100x100	39"x39"	2	2,00	23,0	25	50,0	575,0
Fondo 5plus	50x100	19 ^{1/2} "x39"	3	1,50	18,9	32	48,0	604,8
Decoro Pad	100x300	118"x39"	1	3,00	34,5	13	39,0	448,5

2 Finiture / Finishes / Surfaces / Oberfläche

TAKE



residenziale
résidentiel
Wohnbereiche



commerciale leggero
light commercial
commercial léger
Leichte gewerbliche
Anwendungen



commerciale intensivo
intensive commercial
commercial intensif
Intensive gewerbliche
Anwendungen

CARE



residenziale
résidentiel
Wohnbereiche




commerciale leggero
light commercial
commercial léger
Leichte gewerbliche
Anwendungen



commerciale intensivo
intensive commercial
commercial intensif
Intensive gewerbliche
Anwendungen

Re-evolution.



WALL
Src020 100x300

FLOOR
Src030 100x100





IN ACTION FITNESS CENTER

WALL
Src030 100x300
Src010 100x100

FLOOR
Src010 100x100

Gres porcellanato laminato UGL rinforzato con fibra di vetro
 Laminated porcelain stoneware UGL reinforced with fibreglass
 Grès cérame laminé UGL, renforcé avec de la fibre de verre
 Laminiertes Feinsteinzeug UGL mit Glasfaserverstärkung

Stonalizzazione

Shading / Denuançage /
 Spielfarbig

ANSI A137.3



Fuga minima consigliata

Minimum suggested joint
 Joint minimum conseillé
 Empfohlene Fugenbreite

Posa a Parete / Wall / Mur / Wand
 1 mm (INDOOR)

Posa a Pavimento / Floor / Sol / Boden
 2 mm (INDOOR)


OUTDOOR
 Vedi Manuale Tecnico Slimtech /
 See Slimtech Technical Manual

Re-evolution.

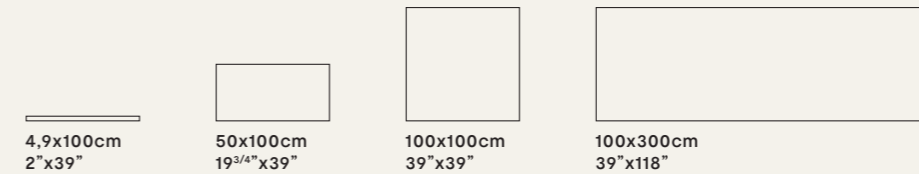


Spessore / Thickness / Epaisseur / Stärke
 3,5mm → slimtech 3plus

3 Colori / Colors / Couleurs / Farben



4 Formati / Sizes / Formats / Formate ^{RT}



Imballi

Packing / Emballage / Verpackung

Articolo	cm		inch		Scatola			Pallet		
	cm	inch	pz.	mq	kg	scat.	mq	kg		
Fondo 3plus	100x300	39"x118"	1	3,00	23,4	20	60,0	468,0		
Fondo 3plus	100x100	39"x39"	3	3,00	23,4	25	75,0	585,0		
Fondo 3plus	50x100	19 1/2"x39"	5	2,50	19,5	32	80,0	624,0		
Fondo 3plus	4,9x100	2"x39"	10	0,49	3,8	39	19,1	148,2		

1 Finitura / Finish / Surface / Oberfläche

NAT



residenziale
 residential
 résidentiel
 Wohnbereiche



commerciale leggero
 light commercial
 commercial léger
 Leichte gewerbliche
 Anwendungen

02b.

Marble.

La memoria delle essenze marmoree, con la monumentale bellezza delle venature, prende vita attraverso le superfici ceramiche e restituisce una nuova materia dal forte valore espressivo ed emozionale.

La mémoire des types de marbres, avec la beauté monumentale des marbrures, prend vie grâce aux surfaces céramiques et redonne un nouveau matériau à forte valeur expressive et émotionnelle.

The memory of marble essences with the monumental beauty of grains comes to life through ceramic surfaces and results in a new material with a strong expressive and emotional value.

Die Erinnerung an die Marmorsorten mit der unbeschreiblichen Schönheit der Maserungen erwacht durch die Keramikflächen zu neuem Leben und gibt ein sehr ausdrucksstarkes und emotionales Material zurück.

- Ⓢ **Synesthesia.**
100 / 115
- Ⓢ Ⓢ **Delight.**
116 / 131
- Ⓢ **Timeless Marble.**
and Filigrane design Philippe Nigro
132 / 143
- Ⓢ **Dreaming.**
144 / 153

Synesthesia.

marble



WALL
Chain Pure Statuario Lev 120x278

FLOOR
Pure Statuario lev 120x120

Lea Ceramiche



Calacatta Emerald smooth



WALL
Calacatta Emerald 120x278 lev

FLOOR
Calacatta Emerald 60x120 lev



WALL
Gray Marble lev

FLOOR
Gray Marble lev



Smooth



Lev



marble



WALL
Chain Golden Borg 120x278 lev

FLOOR
Golden Borg 120x120 lev

Lea Ceramiche



Golden Borg 120x278 lev / smooth

108 — 109

Synestesia

Gres porcellanato laminato UGL
Laminated porcelain stoneware UGL
Grès cérame laminé UGL
Laminiertes Feinsteinzeug UGL

Stonalizzazione

Shading / Denuançage /
Spielfarbig

ANSI A137.3



Fuga minima consigliata

Minimum suggested joint /
Joint minimum conseillé /
Empfohlene Fugenbreite

Posa a Parete / Wall / Mur / Wand
1 mm (INDOOR)

Posa a Pavimento / Floor / Sol / Boden
2 mm (INDOOR)

OUTDOOR
Vedi Manuale Tecnico Slimtech /
See Slimtech Technical Manual

Synesthesia.




Esplora Synesthesia su real.leaceramiche.com
Explore Synesthesia on real.leaceramiche.com

Spessore / Thickness / Epaisseur / Stärke
6mm

PROTECT
ANTIBATTERICO - ANTIMICROBIAL

4 Colori / Colors / Couleurs / Farben



3 Formati / Sizes / Formats / Formate ^{LT¹}


SLIMTECH



60x120cm
24"x48"
lev / smooth



*120x120cm
48"x48"
lev / smooth



120x278cm
48"x109"
lev / smooth



* 120x120 finitura lev disponibile
in **Slimtech 6plus** rinforzato
con fibra di vetro

120x120 lev finish Available in
Slimtech 6plus reinforced with
fibreglass

Imballi

Packing / Emballage / Verpackung

Articolo	cm		Scatola			Pallet		
	cm	inch	pz.	mq	kg	scat.	mq	kg
Fondo	60x120	24"x48"	3	2,16	30,3	16	34,6	484,8
Fondo	120x120	48"x48"	2	2,88	39,8	25	72,0	995,0
Fondo 6 plus	120x120	48"x48"	2	2,88	41,2	23	66,2	947,6
Fondo	120x278	48"x109"	1	3,34	47,0	18	60,0	846,0
Butterfly - Chain	120x278	48"x109"	1	3,34	47,0	18	60,0	846,0

2 Finiture / Finishes / Surfaces / Oberfläche

LEV



residenziale
résidentiel
Wohnbereiche



commerciale leggero
light commercial
commercial léger
Leichte gewerbliche
Anwendungen

SMOOTH



residenziale
résidentiel
Wohnbereiche



commerciale leggero
light commercial
commercial léger
Leichte gewerbliche
Anwendungen




Decori


Decors / Decors / Dekore

Chain 120x278cm 48"x109"


Golden Borg Lev A




Golden Borg Lev B




Golden Borg Lev C




Golden Borg Lev D



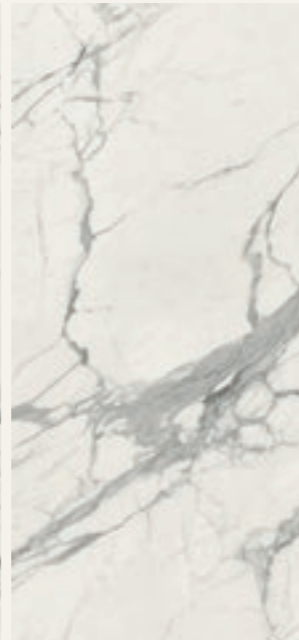
Pure Statuario Lev A



Pure Statuario Lev B



Pure Statuario Lev C



Pure Statuario Lev D



L'immagine è puramente indicativa. La grafica di CHAIN può presentare discontinuità di vena nel passaggio tra le lastre, al pari del materiale naturale. Eventuali differenze fino a 1,5 cm sono dunque da considerarsi caratteristica del prodotto.

The picture is purely illustrative. The graphic design of CHAIN may result in discontinuities in the veining between panels, as with the natural material. Discontinuities of up to 1.5 cm are not defects, but are characteristic of the product.

L'image n'est donnée qu'à titre indicatif. Le graphisme de CHAIN peut présenter une discontinuité du veinage dans le passage entre les dalles, tout comme le matériau naturel. Toute différence jusqu'à 1,5 cm doit donc être considérée comme une caractéristique du produit.

Die Abbildung ist rein indikativ. Die Grafik CHAIN kann wie beim natürlichen Material Maserungs-Diskontinuitäten beim Übergang zwischen den Platten aufweisen. Eventuelle Unterschiede bis zu 1,5 cm gelten daher als produkttypisch.

A	B	C	D
---	---	---	---

Acquistabile solo a composizione completa. / Can only be purchased as a complete composition. / Cette composition ne peut être vendue séparément, mais en un ensemble unique. / Nur in voller Zusammensetzung erhältlich.



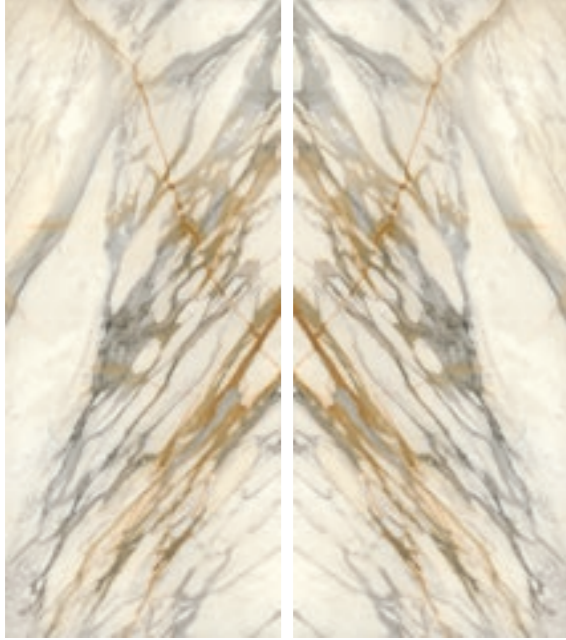
**Decori**

Decors / Decors / Dekore

Butterfly 120x278cm 48"x109"

Golden Borg Lev A

Golden Borg Lev B



L'immagine è puramente indicativa. La grafica di BUTTERFLY può presentare discontinuità di vena nel passaggio tra le lastre, al pari del materiale naturale. Eventuali differenze fino a 1,5 cm sono dunque da considerarsi caratteristica del prodotto.

The picture is purely illustrative. The graphic design of BUTTERFLY may result in discontinuities in the veining between panels, as with the natural material. Discontinuities of up to 1.5 cm are not defects, but are characteristic of the product.

L'image n'est donnée qu'à titre indicatif. Le graphisme de BUTTERFLY peut présenter une discontinuité du veinage dans le passage entre les dalles, tout comme le matériau naturel. Toute différence jusqu'à 1,5 cm doit donc être considérée comme une caractéristique du produit.

Die Abbildung ist rein indikativ. Die Grafik BUTTERFLY kann wie beim natürlichen Material Maserungs-Diskontinuitäten beim Übergang zwischen den Platten aufweisen. Eventuelle Unterschiede bis zu 1,5 cm gelten daher als produkttypisch.



WALL
Butterfly Golden Borg 120x278 lev

FLOOR
Golden Borg 120x120 lev

marble

Delight.


SHOWER
Mosaico 36
Marquina Nero lux

WALL
Marquina Nero 60x120 lux

FLOOR
Marquina Nero 60x60 lux

Lea Ceramiche

116 — 117



marble

Ⓢ WALL
Butterfly Calacatta Oro 120x260 lev

Ⓢ FLOOR
Calacatta Oro 120x120 nat



Lea Ceramiche

Ⓢ TABLE
Calacatta Oro 120x260 touch

Ⓢ FLOOR
Calacatta Oro 90x90 nat



118 — 119

Ⓢ Ⓢ Delight

DESK
Marquina Nero lev

WALL
Butterfly Venato Bianco
120x260 lev

FLOOR
Venato Bianco 120x260 touch





Ⓢ WALL
Invisible Light 12 x 50 lev

Ⓢ FLOOR
Invisible Light 60x120 lux



Ⓢ WALL
Invisible Light 120x260 touch

Ⓢ FLOOR
Invisible Light 120x120 touch


Delight.



Spessore / Thickness / Epaisseur / Stärke
6mm

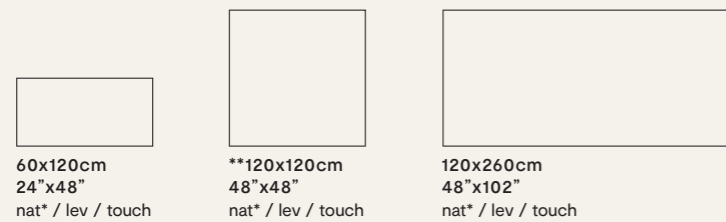
PROTECT
ANTIBATTERICO - ANTIMICROBIAL

4 Colori / Colors / Couleurs / Farben



3 Formati / Sizes / Formats / Formate ^{LR^T}

S LIMTECH



** 120x120 finitura lev disponibile in **Slimtech 6plus** rinforzato con fibra di vetro
120x120 lev finish Available in **Slimtech 6plus** reinforced with fibreglass

*colore disponibile: / available color: / couleur disponible: / Farbe erhältlich:
Calacatta Oro

3 Finiture / Finishes / Surfaces / Oberfläche

NAT



residenziale
résidentiel
Wohnbereiche



commerciale leggero
light commercial
commercial léger
Leichte gewerbliche
Anwendungen



commerciale intensivo
intensive commercial
commercial intensif
Intensive gewerbliche
Anwendungen

LEV



residenziale
résidentiel
Wohnbereiche



commerciale leggero
light commercial
commercial léger
Leichte gewerbliche
Anwendungen

TOUCH^{***}



residenziale
résidentiel
Wohnbereiche



commerciale leggero
light commercial
commercial léger
Leichte gewerbliche
Anwendungen

*** Stoccare i prodotti in un luogo asciutto e al riparo da agenti atmosferici.
Store the products in a dry place, protected from the effects of the weather.
Stocker les produits dans un endroit sec à l'abri des agents atmosphériques.
Die Produkte müssen an einem trockenen und vor Witterungseinflüssen geschützten Ort gelagert werden.




Esplora Delight su real.leaceramiche.com
Explore Delight on real.leaceramiche.com



Spessore / Thickness / Epaisseur / Stärke
9,5mm

PROTECT
ANTIBATTERICO - ANTIMICROBIAL

4 Colori / Colors / Couleurs / Farben



4 Formati / Sizes / Formats / Formate ^{LR^T}

S gres porcellanato



*colore disponibile: / available color: / couleur disponible: / Farbe erhältlich:
Calacatta Oro

2 Finiture / Finishes / Surfaces / Oberfläche

NAT



residenziale
résidentiel
Wohnbereiche



commerciale leggero
light commercial
commercial léger
Leichte gewerbliche
Anwendungen



commerciale intensivo
intensive commercial
commercial intensif
Intensive gewerbliche
Anwendungen

LUX



residenziale
résidentiel
Wohnbereiche



commerciale leggero
light commercial
commercial léger
Leichte gewerbliche
Anwendungen

Ⓢ WALL Chain Calacatta Oro 120x260 lev
Ⓢ FLOOR Calacatta Oro 120x120 lev



Decori

Decors / Decors / Dekore

Chain 120x260cm 48"x102"

Calacatta Oro Lev A

Calacatta Oro Lev B

Calacatta Oro Lev C

Calacatta Oro Lev D



Acquistabile solo a composizione completa. / Can only be purchased as a complete composition. / Cette composition ne peut être vendue séparément, mais en un ensemble unique. / Nur in voller Zusammensetzung erhältlich.

A	B	C	D
---	---	---	---


Butterfly 120x260cm 48"x102"

Calacatta Oro Lev A

Calacatta Oro Lev B

Venato Bianco Lev A

Venato Bianco Lev B



L'immagine è puramente indicativa. La grafica di CHAIN e BUTTERFLY può presentare discontinuità di vena nel passaggio tra le lastre, al pari del materiale naturale. Eventuali differenze fino a 1,5 cm sono dunque da considerarsi caratteristica del prodotto.

The picture is purely illustrative. The graphic design of CHAIN and BUTTERFLY may result in discontinuities in the veining between panels, as with the natural material. Discontinuities of up to 1.5 cm are not defects, but are characteristic of the product.

L'image n'est donnée qu'à titre indicatif. Le graphisme de CHAIN et BUTTERFLY peut présenter une discontinuité du veinage dans le passage entre les dalles, tout comme le matériau naturel. Toute différence jusqu'à 1,5 cm doit donc être considérée comme une caractéristique du produit.

Die Abbildung ist rein indikativ. Die Grafik CHAIN und BUTTERFLY kann wie beim natürlichen Material Maserungs-Diskontinuitäten beim Übergang zwischen den Platten aufweisen. Eventuelle Unterschiede bis zu 1,5 cm gelten daher als produkttypisch.

A	B
---	---

WALL
Joy Venato Bianco 30x60 lux



Decori

Decors / Articles / Dekore

Mosaici

Mosaics / Mosaïques / Mosaik

JOY

Calacatta Oro
30x60cm / 12"x24"
lux




CHIC

Calacatta Oro
30x60cm / 12"x24"
lux




MOSAICO 36

Calacatta Oro
30x30cm / 12"x12"
nat / lux



MOSAICO CODE


Mar_Cal
30x30cm / 12"x12"
lux




Venato Bianco
30x60cm / 12"x24"
lux




Venato Bianco
30x60cm / 12"x24"
lux



Venato Bianco
30x30cm / 12"x12"
nat / lux




Mar_Ven
30x30cm / 12"x12"
lux




Invisible Light
30x60cm / 12"x24"
lux




Invisible Light
30x60cm / 12"x24"
lux




Invisible Light
30x30cm / 12"x12"
nat / lux




Marquina Nero
30x60cm / 12"x24"
lux



Marquina Nero
30x60cm / 12"x24"
lux




Marquina Nero
30x30cm / 12"x12"
nat / lux



Gres porcellanato laminato UGL
Laminated porcelain stoneware UGL
Grès cérame laminé UGL
Laminiertes Feinsteinzeug UGL



Stonalizzazione	Resistenza allo scivolamento	Fuga minima consigliata
Shading / Denuançage / Spielfarbig	Slip resistance / Résistance au glissement / Rutschfestigkeit	Minimum suggested joint / Joint minimum conseillé / Empfohlene Fugenbreite
ANSI A137.3	DIN 51130 R9 (Nat)	Posa a Parete / Wall / Mur / Wand 1 mm (INDOOR)
	BCR-TORTUS $\mu > 0,40$ (Nat)	Posa a Pavimento / Floor / Sol / Boden 2 mm (INDOOR)
	ANSI A326.3 DCOF ≥ 0.42 (Nat)	OUTDOOR Vedi Manuale Tecnico Slimtech / See Slimtech Technical Manual

Gres tutta massa UGL
Full-body porcelain UGL
Grès Cérame pleine masse UGL
Vollgemischtes Durchgefärbtes Feinsteinzeug UGL

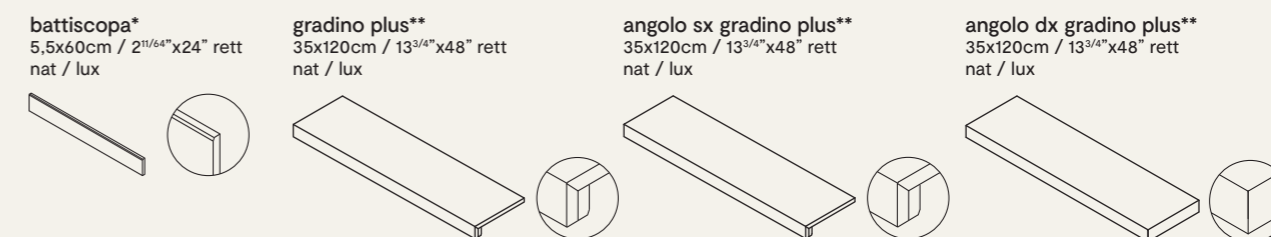


Stonalizzazione	Resistenza allo scivolamento	Fuga minima consigliata
Shading / Denuançage / Spielfarbig	Slip resistance / Résistance au glissement / Rutschfestigkeit	Minimum suggested joint / Joint minimum conseillé / Empfohlene Fugenbreite
ANSI A137.1	DIN 51130 R9 (Nat)	RECT 2 mm (INDOOR)
	BCR-TORTUS $\mu > 0,40$ (Nat)	OUTDOOR 5 mm Approx (*)
	ANSI A326.3 DCOF ≥ 0.42 (Nat)	
	AS/NZS 4586:2013 P3 (Nat)	
	BS 7976-2 PTV 36+ WET (Sl.96) (Nat)	

(*) Decisione a cura della Direzione Lavori / Codici di Posa Nazionali
Decision by the Construction Manager / National Laying Standards
Décision établie par la Direction des Travaux / Codes de Pose
Nationaux Die Entscheidung wird von der Bauleitung / gemäß
nationalen Vorschriften getroffen.

Pezzi speciali

Trims / Pièces spéciales / Formstücke



battiscopa*
5,5x60cm / 2¹¹/₆₄"x24" rett
nat / lux
*disponibile in tutti i colori
available in all colors
disponible sur toutes les couleurs
Erhältlich für alle Farben

gradino plus**
35x120cm / 13³/₄"x48" rett
nat / lux
**Su richiesta
Upon request
Sur demande
auf Anfrage

angolo sx gradino plus**
35x120cm / 13³/₄"x48" rett
nat / lux

angolo dx gradino plus**
35x120cm / 13³/₄"x48" rett
nat / lux

Imballi

Packing / Emballage / Verpackung

Articolo	Scatola			Pallet				
	cm	inch	pz.	mq	kg	scat.	mq	kg
Fondo	120x260	48"x102"	1	3,12	43,1	18	56,2	775,8
Fondo	120x120	48"x48"	2	2,88	39,8	25	72,0	995,0
Fondo 6 plus	120x120	48"x48"	2	2,88	41,2	23	66,2	947,6
Fondo	60x120	24"x48"	3	2,16	30,3	16	34,6	484,8
Butterfly - Chain	120x260	48"x102"	1	3,12	43,1	18	56,2	775,8

Imballi

Packing / Emballage / Verpackung

Articolo	Scatola			Pallet				
	cm	inch	pz.	mq	kg	scat.	mq	kg
Fondo	30x60	12"x24"	8	1,44	31,8	32	46,1	1.017,6
Fondo	60x60	24"x24"	4	1,44	31,8	32	46,1	1.017,6
Fondo	60x120	24"x48"	2	1,44	31,8	36	51,8	1.144,8
Fondo	88x88	34 ⁵ / ₈ "x34 ⁵ / ₈ "	2	1,55	33,6	25	38,7	840,0
Fondo	90x90	36"x36"	2	1,62	33,6	25	40,5	840,0
Chic	30x60	12"x24"	5	0,90	19,5	-	-	-
Joy	30x60	12"x24"	4	0,72	15,7	-	-	-
Mosaico 36	30x30	12"x12"	5	0,45	9,5	60	27,0	570,0
Mosaico Code	30x30	12"x12"	5	0,45	9,5	60	27,0	570,0
Battiscopa	5,5x60	2 ¹¹ / ₆₄ "x24"	12	7,2 m.l.	8,5	50	360 m.l.	426,0
Gradino plus	35x120	13 ³ / ₄ "x48"	2	0,84	22,0	16	13,4	352,6
Angolo gradino plus	35x120	13 ³ / ₄ "x48"	1	0,42	11,8	16	6,7	188,5

Timeless Marble.

and Filigrane design Philippe Nigro



WALL
Pietra Gray 100x300 sat

FLOOR
Pietra Gray 100x300 lev



WALL
Calacatta Gold Extra 100x300 lev


FLOOR
Calacatta Gold Extra 100x100 lev



Statuario White 100x300 lev

Filigrane.

design Philippe Nigro





Hyphen Pietra Gray 100x300 sat



Decori

Decors / Decors / Dekore

Filigrane design Philippe Nigro

Award



archproducts
DESIGN AWARDS

Pearl

Statuario White




Hyphen

Statuario White



Formati ^{RT}

Sizes / Formats / Formate



100x300cm
39"x118"

Pietra Gray



Pietra Gray



Finiture

Finishes / Surfaces / Oberflächen

SAT




residenziale
residential
résidentiel
Wohnbereiche



commerciale leggero
light commercial
commercial léger
Leichte gewerbliche
Anwendungen

Gres porcellanato laminato UGL rinforzato con fibra di vetro
Laminated porcelain stoneware UGL reinforced with fibreglass
Grès cérame laminé UGL, renforcé avec de la fibre de verre
Laminiertes Feinsteinzeug UGL mit Glasfaserverstärkung

Stonalizzazione	Resistenza allo scivolamento	Fuga minima consigliata
Shading / Denuançage / Spielfarbig	Slip resistance / Résistance au glissement / Rutschfestigkeit	Minimum suggested joint / Joint minimum conseillé / Empfohlene Fugenbreite
ANSI A137.3	ANSI A326.3 DCOF \geq 0.42 (Sat)	Posa a Parete / Wall / Mur / Wand 1 mm (INDOOR)
 V3		Posa a Pavimento / Floor / Sol / Boden 2 mm (INDOOR)
		OUTDOOR Vedi Manuale Tecnico Slimtech / See Slimtech Technical Manual

Timeless Marble.


and Filigrane design Philippe Nigro



Spessore / Thickness / Epaisseur / Stärke
5,5mm → slimtech 5plus



PROTECT
ANTIBATTERICO - ANTIMICROBIAL

3 Colori / Colors / Couleurs / Farben



3 Formati / Sizes / Formats / Formate

SLIMTECH
5plus

		
50x150cm 19½" x 59" slimtech 5plus lev / sat	100x100cm 39" x 39" slimtech 5plus lev / sat	100x300cm 39" x 118" slimtech 5plus lev / sat

Imballi

Packing / Emballage / Verpackung

Articolo	Scatola			Pallet				
	cm	inch	pz.	mq	kg	scat.	mq	kg
Fondo 5plus	100x300	39"x118"	1	3,00	34,5	13	39,0	448,5
Fondo 5plus	100x100	39"x39"	2	2,00	23,0	25	50,0	575,0
Fondo 5plus	50x150	19½"x59"	2	1,50	17,5	32	48,0	560,0
Decoro Filigrane	100x300	39"x118"	1	3,00	34,5	13	39,0	448,5

2 Finiture / Finishes / Surfaces / Oberfläche

LEV



residenziale
résidentiel
Wohnbereiche



commerciale leggero
light commercial
commercial léger
Leichte gewerbliche
Anwendungen

SAT



residenziale
résidentiel
Wohnbereiche



commerciale leggero
light commercial
commercial léger
Leichte gewerbliche
Anwendungen

Calacatta Butterfly 100x300 lev



Lea Ceramiche



Decori

Decors / Decors / Dekore

Butterfly


Calacatta Gold Extra B

Calacatta Gold Extra A



Formati ^{LT}

Sizes / Formats / Formate



100x300cm
39"x118"

Finiture

Finishes / Surfaces / Oberfläche

LEV



residenziale
residential
résidentiel
Wohnbereiche



commerciale leggero
light commercial
commercial léger
Leichte gewerbliche
Anwendungen

L'immagine è puramente indicativa.

La grafica di BUTTERFLY può presentare discontinuità di vena nel passaggio tra le lastre, al pari del materiale naturale. Eventuali differenze fino a 1,5 cm sono dunque da considerarsi caratteristica del prodotto.

The picture is purely illustrative. The graphic design of BUTTERFLY may result in discontinuities in the veining between panels, as with the natural material. Discontinuities of up to 1.5 cm are not defects, but are characteristic of the product.

L'image n'est donnée qu'à titre indicatif. Le graphisme de BUTTERFLY peut présenter une discontinuité de veinage dans le passage entre les dalles, tout comme le matériau naturel. Toute différence jusqu'à 1,5 cm doit donc être considérée comme une caractéristique du produit.

Die Abbildung ist rein indikativ. Die Grafik BUTTERFLY kann wie beim natürlichen Material Maserungs-Diskontinuitäten beim Übergang zwischen den Platten aufweisen. Eventuelle Unterschiede bis zu 1,5 cm gelten daher als produkttypisch.

marble

Dreaming.



Calacatta Shine 60x60 lux

Lea Ceramiche





WALL
Mosaico Basic lux

FLOOR
Calacatta Shine 60x120 lux



Lasa Aurora 60x120 lux

marble

⊕ Bianco Statuario 60x60 lux



⊕ Crystal White 60x60 lux





Gres tutta massa UGL
Full-body porcelain UGL
Grès Cérame pleine masse UGL
Vollgemischtes Durchgefärbtes Feinsteinzeug UGL

Stonalizzazione	Resistenza allo scivolamento	Fuga minima consigliata
Shading / Denuançage / Spielfarbig	Slip resistance / Résistance au glissement / Rutschfestigkeit	Minimum suggested joint Joint minimum conseillé Empfohlene Fugenbreite
ANSI A137.1	ANSI A326.3 DCOF ≥ 0.42 (Velvet)	RECT 2 mm (INDOOR) OUTDOOR 5 mm Approx (*)
		(*) Decisione a cura della Direzione Lavori / Codici di Posa Nazionali Decision by the Construction Manager / National Laying Standards Décision établie par la Direction des Travaux / Codes de Pose Nationaux Die Entscheidung wird von der Bauleitung / gemäß nationalen Vorschriften getroffen.

Mosaici

Mosaics / Mosaiques / Mosaik

MOSAICO BASIC*
30x30cm / 12"x12"
lux

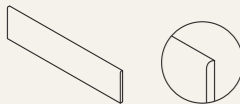


*disponibile in tutti i colori
available in all colors
disponible sur toutes les couleurs
Erhältlich für alle Farben

Pezzi speciali

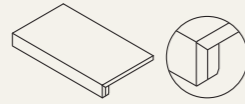
Trims / Pièces spéciales / Formstücke

battiscopa*
10x60cm / 4"x24" rett



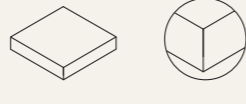
*disponibile in tutti i colori
available in all colors
disponible sur toutes les couleurs
Erhältlich für alle Farben

gradino plus**
35x60cm / 13^{3/4}"x24" rett



**Su richiesta
Upon request
Sur demande
auf Anfrage

angolo gradino plus**
35x35 cm / 13^{3/4}"x13^{3/4}" rett



raccordo jolly*
1,3x30cm / 1/2"x12" rett



beak jolly*
1,3x2cm / 1/2"x1/2" rett



Imballi

Packing / Emballage / Verpackung

Articolo	Scatola			Pallet				
	cm	inch	pz.	mq	kg	scat.	mq	kg
Fondo	60x120	24"x48"	2	1,44	30,1	36	51,8	1.083,6
Fondo	60x60	24"x24"	4	1,44	31,8	32	46,1	1.017,6
Fondo	30x60	12"x24"	8	1,44	31,8	32	46,1	1.017,6
Mosaico Basic	30x30	12"x12"	4	0,36	7,9	60	21,6	476,0
Battiscopa	10x60	4"x24"	12	7,2 m.l.	15,9	60	432 m.l.	954,0
Gradino Plus	35x60	13 ^{3/4} "x24"	4	0,84	20,3	16	13,4	325,3
Angolo Gradino Plus	35x35	13 ^{3/4} "x13 ^{3/4} "	2	0,25	6,4	36	8,8	229,1
Raccordo Jolly	1,3x30	1/2"x12"	16	0,06	1,3	-	-	-
Beak Jolly	1,3x2	1/2"x3/4"	4	-	0,1	-	-	-

Dreaming.




Spessore / Thickness / Epaisseur / Stärke
9,5mm

5 Colori / Colors / Couleurs / Farben


Lasa
Aurora




Calacatta
Shine




Bianco
Statuario




Crystal
White



Gray
Stone



3 Formati / Sizes / Formats / Formate ^{LR^T}

 gres porcellanato



30x60cm
12"x24"
velvet / lux



60x60cm
24"x24"
velvet / lux



*60x120cm
24"x48"
velvet

*colori disponibili: / available colors: / couleurs disponibles: / verfügbare Farben:
Bianco Statuario, Calacatta Shine, Gray Stone, Lasa Aurora

2 Finiture / Finishes / Surfaces / Oberfläche

LUX



residenziale
résidentiel
Wohnbereiche



commerciale leggero
light commercial
commercial léger
Leichte gewerbliche
Anwendungen

VELVET



residenziale
résidentiel
Wohnbereiche



commerciale leggero
light commercial
commercial léger
Leichte gewerbliche
Anwendungen



Stone.

La forza primitiva delle pietre naturali si rinnova sulla materia ceramica con reinterpretazioni inedite ed originali. Grafiche ed attraenti superfici tattili sono il risultato di una rigorosa ricerca materica e di tecnologie all'avanguardia.

La force primitive des pierres naturelles se rénove sur la céramique avec des réinterprétations inédites et originales. Le graphisme et les surfaces tactiles attrayantes sont le résultat d'une recherche rigoureuse de la matière et des technologies de pointe.



The primitive strength of natural stone is renewed on ceramic material with unique and original reinterpretations. Graphic and attractive tactile surfaces are the result of rigorous material research and cutting-edge technologies.


Die Urkraft der Natursteine wird an der Keramikmaterie mit bisher unbekanntem und originellen Neuinterpretationen modernisiert. Graphiken und anziehende „fühlbare“ Oberflächen sind das Ergebnis einer konsequenten Materialforschung und von Hightech.

  **Anthology.**
156 / 173

   **Nextone.**
174 / 193

   **Waterfall.**
194 / 211

  **Cliffstone.**
212 / 221

 **Basaltina Stone Project.**
222 / 229

stone

Anthology.

05 Dark 60x120 Natural





WALL
Mosaico Break 01 White Worn

FLOOR
01 White 60x60 Worn
01 White 60x60 Rough



WALL
Mosaico Break 01 White Worn

FLOOR
01 White 60x60 Worn
01 White 60x60 Rough

stone



BACKSPLASH
Mosaico 36 02 Desert Natural

FLOOR
02 Desert 60x120 - 60x60 Worn


03 Earth 60x120 Natural



03 Earth 60x120 Natural



03 Earth Natural



03 Earth Rough

03 Earth Worn



WALL
 04 Gray 30x60 Natural
 Muretto 04 Gray Natural

FLOOR
 04 Gray 60x60 Natural



04 Gray Natural

WALL
04 Gray 30x60 Rough

FLOOR
04 Gray 60x120 Rough L2
04 Gray Rough L2 trims

Gres tutta massa UGL
Full-body porcelain UGL
Grès Cérame pleine masse UGL
Vollgemischtes Durchgefärbtes Feinsteinzeug UGL

Stonalizzazione

Shading / Denuançage /
Spielfarbig

ANSI A137.1



01 White
04 Gray

02 Desert
03 Earth
05 Dark

Resistenza allo scivolamento

Slip resistance / Résistance au glissement /
Rutschfestigkeit

DIN 51130

R9 (Worn)
R10 (Natural)
R11 (Rough / Rough 20mm)

DIN 51097

A+B (Natural)
A+B+C (Rough / Rough 20mm)

B.C.R. - TORTUS

$\mu > 0,40$

ANSI A326.3

DCOF ≥ 0.42

AS/NZS 4586

P3 (Natural)
P4 (Rough / Rough 20mm)

BS 7976-2

PTV 36+Wet (Sl. 96) (Natural)
PTV 36+Wet (Sl. 96 - Sl. 55)
(Rough / Rough 20mm)

Fuga minima consigliata

Minimum suggested joint
Joint minimum conseillé
Empfohlene Fugenbreite

RECT
2 mm (INDOOR)

OUTDOOR
5 mm Approx (*)

(*) Decisione a cura della Direzione Lavori / Codici di Posa Nazionali
Decision by the Construction Manager / National Laying Standards
Décision établie par la Direction des Travaux / Codes de Pose
Nationaux Die Entscheidung wird von der Bauleitung / gemäß
nationalen Vorschriften getroffen.

Imballi

Packing / Emballage / Verpackung

Articolo	Scatola			Pallet				
	cm	inch	pz.	mq	kg	scat.	mq	kg
Fondo	60x120	24"x48"	2	1,44	29,7	36	51,8	1.067,4
Fondo	60x60	24"x24"	4	1,44	31,8	32	46,1	1.017,6
Fondo	30x60	12"x24"	8	1,44	31,8	32	46,1	1.017,6
Muretto	30x60	12"x24"	4	0,72	15,6	30	21,6	468,0
Mosaico Break	29x31	12"x12"	5	0,45	9,8	60	27,0	588,0
Mosaico 36	30x30	12"x12"	5	0,45	9,3	60	27,0	558,0
Gamma 72	14,5x49,8	5 ^{3/4} "x19 ^{1/2} "	14	1,01	22,2	32	32,3	710,4
Battiscopa	7,5x60	3 ^{1/8} "x24"	12	7,2 m.l.	11,6	60	432 m.l.	696,6
Gradino plus	35x120	13 ^{3/4} "x48"	2	0,84	21,0	16	13,4	336,0
Angolo gradino plus	35x120	13 ^{3/4} "x48"	1	0,42	11,3	16	6,7	180,8
Fondo (20mm)	60x120	24"x48"	1	0,72	32,5	36	25,92	1.170,0

Anthology.



Esplora Anthology su real.leaceramiche.com
Explore Anthology on real.leaceramiche.com



Spessore / Thickness / Epaisseur / Stärke
9,5mm

PROTECT
ANTIBATTERICO - ANTIMICROBIAL

5 Colori / Colors / Couleurs / Farben

01 White

02 Desert

03 Earth

04 Gray

05 Dark



3 Formati / Sizes / Formats / Formate ^{LR^T}

gres porcellanato

30x60cm 12"x24" natural / worn / rough	60x60cm 24"x24" natural / worn / rough	60x120cm 24"x48" natural / worn / rough

Spessore / Thickness / Epaisseur / Stärke
20mm

L2 - 20mm



60x120cm*
24"x48"
rough L2*

3 Finiture / Finishes / Surfaces / Oberfläche

NATURAL



residenziale
résidentiel
Wohnbereiche



commerciale leggero
light commercial
Leichte gewerbliche
Anwendungen



commerciale intensivo
intensive commercial
Intensive gewerbliche
Anwendungen

WORN



residenziale
résidentiel
Wohnbereiche



commerciale leggero
light commercial
Leichte gewerbliche
Anwendungen



commerciale intensivo
intensive commercial
Intensive gewerbliche
Anwendungen

ROUGH



esterno
outdoor
extérieur
Außenbereiche

* Protezione antibatterica non presente
No antimicrobial protection



Mosaici

Mosaics / Mosaïques / Mosaik

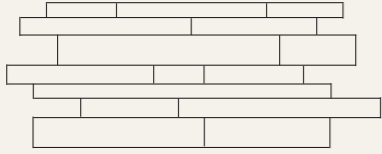
Formati speciali

Special sizes / Formats spéciaux / Sonderformate

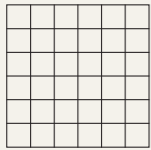
Pezzi speciali

Trims / Pièces spéciales / Formstücke


MURETTO*
30x60cm / 12"x24"
natural



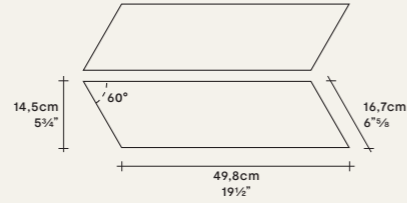
MOSAICO 16*
30x30cm / 12"x12"
natural



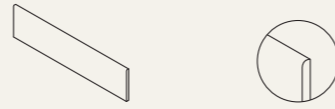
MOSAICO BREAK*
29x31cm / 12"x12"
worn



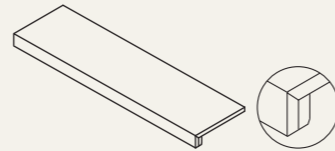
GRAMMA 72*
14,5x49,8cm / 5^{3/4}"x19^{1/2}" rett
natural



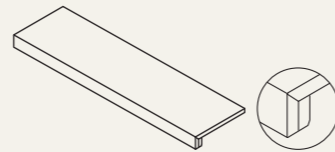
battiscopa*
7,5x60cm / 3^{1/8}"x24" rett
natural



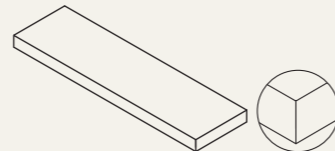
gradino plus**
35x120cm / 13^{3/4}"x48" rett
natural / worn / rough



angolo sx gradino plus**
35x120cm / 13^{3/4}"x48" rett
natural / worn / rough



angolo dx gradino plus**
35x120cm / 13^{3/4}"x48" rett
natural / worn / rough



■ Realizzato con sistema di taglio a disco senza bisello. L'eventuale presenza di leggere irregolarità del bordo o di scostamenti dimensionali fino ad 1 mm è da ritenersi conforme.

Made with a disc cutting system without a bevel. Any slight irregularities of the edge or size deviations of up to 1 mm should be regarded as compliant.

Réalisé avec un système de découpe à disque sans biseau. L'éventuelle présence de légères irrégularités du bord ou de différences de dimension jusqu'à 1 mm est tout à fait conforme. Mit einem Scheibenschnittsystem ohne Fase hergestellt. Eventuelle leichte Unregelmäßigkeiten an der Kante und Größenabweichungen bis zu 1 mm sind als konform anzusehen.

*disponibile in tutti i colori
available in all colors
disponible sur toutes les couleurs
Erhältlich für alle Farben

**Su richiesta
Upon request
Sur demande
auf Anfrage



WALL
Gramma 72 05 Dark Natural

FLOOR
05 Dark 60x60 Natural

Nextone.

DESK
Next Dark 120x260

WALL
Next Gray 120x260
Graf Next Dark 120x260

FLOOR
Next Gray 120x120



WALL
 Mark Next Gray 30x60
 Gramma 72 Next Gray

FLOOR
 Next Gray 60x120 nat

Mark Next Gray 30x60





⊕ FLOOR
Next White 60x120 nat

⊕ WALL
Dot Next White 30x60


stone

⊕ WALL
Next Taupe 30x60 nat
Mosaico 144 Next Taupe
Mosaico Mix Next Taupe

⊕ FLOOR
Next Taupe 60x60 nat



⊕ Mosaico Mix Next Taupe





WALL
Next Dark 120x260

FLOOR
Next Dark 120x120



WALL
Line Next Dark 30x60

FLOOR
Dot Next Dark 60x60



Next Gray L2 60x120 grip




Esplora Nextone su real.leaceramiche.com
Explore Nextone on real.leaceramiche.com



Spessore / Thickness / Epaisseur / Stärke
6mm

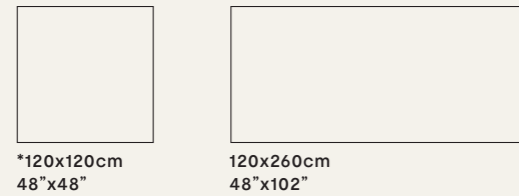
PROTECT
ANTIBATTERICO - ANTIMICROBIAL

4 Colori / Colors / Couleurs / Farben



2 Formati / Sizes / Formats / Formate ^{LR^T}

LIMTECH



*120x120cm
48"x48"

120x260cm
48"x102"



* Disponibile in **Slimtech 6plus**
rinforzato con fibra di vetro
Available in **Slimtech 6plus**
reinforced with fibreglass

1 Finitura / Finish / Surface / Oberfläche

NAT



residenziale
résidentiel
Wohnbereiche



commerciale leggero
light commercial
commercial léger
Leichte gewerbliche
Anwendungen




commerciale intensivo
intensive commercial
commercial intensif
Intensive gewerbliche
Anwendungen



Spessore / Thickness / Epaisseur / Stärke
9,5mm

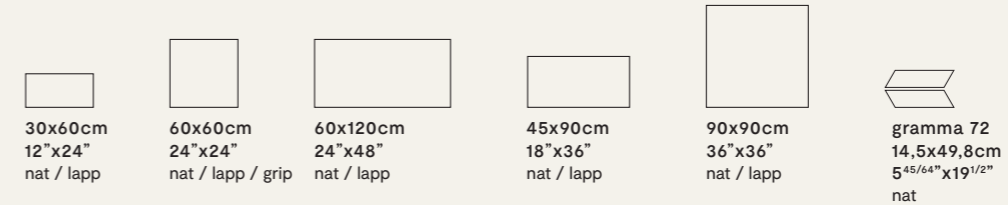
PROTECT
ANTIBATTERICO - ANTIMICROBIAL

4 Colori / Colors / Couleurs / Farben



6 Formati / Sizes / Formats / Formate ^{LR^T}

gres porcellanato



30x60cm
12"x24"
nat / lapp

60x60cm
24"x24"
nat / lapp / grip

60x120cm
24"x48"
nat / lapp

45x90cm
18"x36"
nat / lapp

90x90cm
36"x36"
nat / lapp

gramma 72
14,5x49,8cm
5^{45/64}"x19^{1/2}"
nat

Spessore / Thickness / Epaisseur / Stärke
20mm

L2 - 20mm



60x60cm*
24"x24"
grip



60x120cm*
24"x48"
grip

3 Finiture / Finishes / Surfaces / Oberfläche

NAT



residenziale
résidentiel
Wohnbereiche



commerciale leggero
light commercial
commercial léger
Leichte gewerbliche
Anwendungen



commerciale intensivo
intensive commercial
commercial intensif
Intensive gewerbliche
Anwendungen

LAPP



residenziale
résidentiel
Wohnbereiche



commerciale leggero
light commercial
commercial léger
Leichte gewerbliche
Anwendungen



commerciale intensivo
intensive commercial
commercial intensif
Intensive gewerbliche
Anwendungen

GRIP



esterno
outdoor
extérieur
Außenbereiche

* Protezione antibatterica non presente
No antimicrobial protection



Decori

Decors / Decors / Dekore

Graf*

Next Dark A



Next Dark B




Next Dark C



Next Gray A - B - C




Next Taupe A - B - C

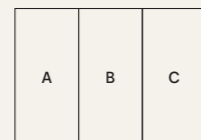


Formati ^{RT}

Sizes / Formats / Formate



120x260cm
48" x 102"



***Posare solo a parete / Recommended only for wall applications / Nur an der Wand verlegen / Recommandé seulement pour les revêtements**




Graf Next Dark 120x260




Varianti

Variations / Variantes / Varianten


DOT*
60x60cm / 24"x24"
nat




30x60cm / 12"x24"
nat




LINE*
60x60cm / 24"x24"
nat





30x60cm / 12"x24"
nat



MARK*
60x60cm / 24"x24"
nat




30x60cm / 12"x24"
nat



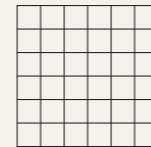
Mosaici

Mosaics / Mosaïques / Mosaik


MURETTO*
30x60cm / 12"x24"
nat



MOSAICO MIX**
30x30cm / 12"x12"
nat



MOSAICO 144*
30x30cm / 12"x12"
nat



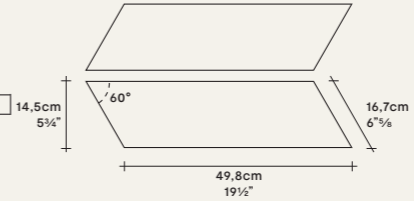
*disponibile in tutti i colori
available in all colors
disponible sur toutes les couleurs
Erhältlich für alle Farben

**superfici mixate: nat + dot + line + mark
superfici mixate: nat + dot + line + mark
surfaces mixtes: nat + dot + line + mark
gemischte Oberflächen: nat + dot + line + mark

Formati speciali

Special sizes / Formats spéciaux / Sonderformate

GRAMMA 72*
14,5x49,8cm / 5^{3/4}"x19^{1/2}" rett
nat



■ Realizzato con sistema di taglio a disco senza bisello. L'eventuale presenza di leggere irregolarità del bordo o di scostamenti dimensionali fino ad 1 mm è da ritenersi conforme.


Made with a disc cutting system without a bevel. Any slight irregularities of the edge or size deviations of up to 1 mm should be regarded as compliant.

Réalisé avec un système de découpe à disque sans biseau. L'éventuelle présence de légères irrégularités du bord ou de différences de dimension jusqu'à 1 mm est tout à fait conforme. Mit einem Scheibenschnittsystem ohne Fase hergestellt. Eventuelle leichte Unregelmäßigkeiten an der Kante und Größenabweichungen bis zu 1 mm sind als konform anzusehen.

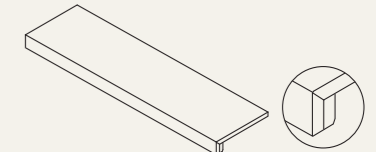
Pezzi speciali

Trims / Pièces spéciales / Formstücke

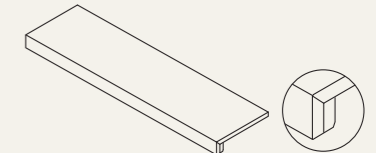
battiscopa*
5,5x60cm / 2^{11/64}"x24" rett
nat / lapp



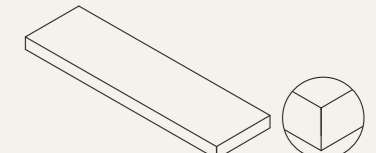
gradino plus***
35x120cm / 13^{3/4}"x48" rett
nat / lapp



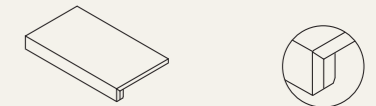
angolo sx gradino plus***
35x120cm / 13^{3/4}"x48" rett
nat / lapp




angolo dx gradino plus***
35x120cm / 13^{3/4}"x48" rett
nat / lapp



gradino plus***
35x60cm / 13^{3/4}"x24" rett
grip



angolo gradino plus***
35x35cm / 13^{3/4}"x13^{3/4}" rett
grip



***Su richiesta
Upon request
Sur demande
auf Anfrage

Gres porcellanato laminato UGL
Laminated porcelain stoneware UGL
Grès cérame laminé UGL
Laminiertes Feinsteinzeug UGL



Stonalizzazione	Resistenza allo scivolamento		Fuga minima consigliata
Shading / Denuançage / Spielfarbig	Slip resistance / Résistance au glissement / Rutschfestigkeit		Minimum suggested joint / Joint minimum conseillé / Empfohlene Fugenbreite
ANSI A137.3	DIN 51130	R10	Posa a Parete / Wall / Mur / Wand 1 mm (INDOOR)
	BCR-TORTUS	$\mu > 0,40$	Posa a Pavimento / Floor / Sol / Boden 2 mm (INDOOR)
	ANSI A326.3	DCOF ≥ 0.42	OUTDOOR Vedi Manuale Tecnico Slimtech / See Slimtech Technical Manual

Gres tutta massa UGL
Full-body porcelain UGL
Grès Cérame pleine masse UGL
Vollgemischtes Durchgefärbtes Feinsteinzeug UGL



Stonalizzazione	Resistenza allo scivolamento		Fuga minima consigliata
Shading / Denuançage / Spielfarbig	Slip resistance / Résistance au glissement / Rutschfestigkeit		Minimum suggested joint / Joint minimum conseillé / Empfohlene Fugenbreite
ANSI A137.1	DIN 51130	R10 (Nat) R11 (Grip - 20mm)	RECT 2 mm (INDOOR)
	DIN 51097	A+B (Nat) A+B+C (Grip - 20mm)	OUTDOOR 5-6 mm Approx (*)
	BCR-TORTUS	$\mu > 0,40$ (Nat - Grip - 20mm)	(*) Decisione a cura della Direzione Lavori / Codici di Posa Nazionali Decision by the Construction Manager / National Laying Standards Decision établie par la Direction des Travaux / Codes de Pose Nationaux Die Entscheidung wird von der Bauleitung / gemäß nationalen Vorschriften getroffen.
	ANSI A326.3	DCOF ≥ 0.42	
	AS/NZS 4586:2013	P3 (Nat) P4 (Grip - 20mm)	
	BS 7976:2002	PTV 36+ WET (Sl.96) (Nat) PTV 36+ WET (Sl.96 - Sl.55) (Grip - 20mm)	

Imballi

Packing / Emballage / Verpackung

Articolo	Scatola			Pallet				
	cm	inch	pz.	mq	kg	scat.	mq	kg
Fondo	120x260	48"x102"	1	3,12	44,0	18	56,2	792,0
Fondo	120x120	48"x48"	2	2,88	40,6	25	72,0	1.015,0
Fondo 6 plus	120x120	48"x48"	2	2,88	41,2	23	66,24	947,6
Decoro Graf	120x260	48"x102"	1	3,12	44,0	18	56,2	792,0

Imballi

Packing / Emballage / Verpackung

Articolo	Scatola			Pallet				
	cm	inch	pz.	mq	kg	scat.	mq	kg
Fondo	30x60	12"x24"	8	1,44	31,8	32	46,1	1.017,6
Fondo	60x60	24"x24"	4	1,44	29,7	32	46,1	950,4
Fondo	60x120	24"x48"	2	1,44	31,8	36	51,8	1.144,8
Fondo	90x90	36"x36"	2	1,62	33,6	25	40,5	840,0
Fondo	45x90	18"x36"	3	1,22	25,2	36	43,7	907,2
Fondo Gamma 72	49,8x16,9	19 ^{1/2} "x6 ^{5/8} "	14	1,01	21,9	32	32,3	699,2
Muretto	30x60	12"x24"	4	0,72	15,6	30	21,6	468,0
Mosaico Mix	30x30	12"x12"	5	0,45	9,5	60	27,0	570,0
Mosaico 144	30x30	12"x12"	5	0,45	9,5	60	27,0	570,0
Battiscopa	5,5x60	2 ^{11/64} "x24"	12	7,2 m.l.	8,5	50	360 m.l.	426,0
Gradino plus	35x120	13 ^{3/4} "x48"	1	0,42	11,0	64	26,9	705,3
Angolo gradino plus	35x120	13 ^{3/4} "x48"	1	0,42	11,8	16	6,72	188,5
Gradino plus	35x60	13 ^{3/4} "x24"	2	0,42	10,1	32	13,4	322,2
Angolo gradino plus	35x35	13 ^{3/4} "x13 ^{3/4} "	2	0,25	6,4	36	8,82	229,1
Fondo (20mm)	60x60	24"x24"	2	0,72	32,5	32	23,04	1.040,0
Fondo (20mm)	60x120	24"x48"	1	0,72	32,5	36	25,92	1.170,0

Waterfall.



WALL
Dark Flow 100x300
Ivory Flow 100x300

FLOOR
Gray Flow 100x100


stone





 FLOOR - WALL
 Silver Flow 100x300

Lea Ceramiche




 WALL
 Dark Flow 100x300


 FLOOR
 Gray Flow 100x100

stone

Dark Flow 60x60 lapp

Lea Ceramiche



WALL
Dark Flow 30x60 lapp
Mosaic 36 Dark Flow lapp

FLOOR
Dark Flow 60x60 lapp

CHEVRON / Gray Flow Gramma 72 nat



WALL
Brick Gray Flow lapp

FLOOR
Silver Flow 60x120 nat

stone



WALL
Muretto 3D Ivory Flow lapp

FLOOR
Ivory Flow 90x90 nat



Ivory Flow 90x90 nat



Ⓜ Ivory Flow L2 45x90 grip
Silver Flow L2 trims grip

Waterfall.

3-TECH PROJECT



Esplora Waterfall su real.leaceramiche.com
Explore Waterfall on real.leaceramiche.com



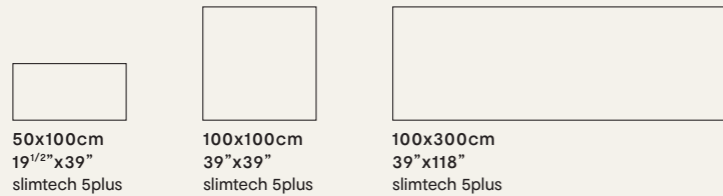
Spessore / Thickness / Epaisseur / Stärke
5,5mm → slimtech 5plus

PROTECT
ANTIBATTERICO - ANTIMICROBIAL

4 Colori / Colors / Couleurs / Farben



3 Formati / Sizes / Formats / Formate ^{LR^T}



50x100cm
19^{1/2}"x39"
slimtech 5plus

100x100cm
39"x39"
slimtech 5plus

100x300cm
39"x118"
slimtech 5plus

1 Finitura / Finish / Surface / Oberfläche

NAT



residenziale
résidentiel
Wohnbereiche



commerciale leggero
light commercial
commercial léger
Leichte gewerbliche
Anwendungen



commerciale intensivo
intensive commercial
commercial intensif
Intensive gewerbliche
Anwendungen



Spessore / Thickness / Epaisseur / Stärke
9,5mm

PROTECT
ANTIBATTERICO - ANTIMICROBIAL

4 Colori / Colors / Couleurs / Farben



8 Formati / Sizes / Formats / Formate ^{LR^T}

gres porcellanato



30x60cm
12"x24"
nat / lapp

60x60cm
24"x24"
nat / lapp / grip

90x90cm
36"x36"
nat / lapp

45x90cm
18"x36"
nat / lapp

60x120cm
24"x48"
nat / lapp

gramma 72
14,5x49,8cm
5^{3/4}"x19^{1/2}"
nat

gramma 66 sx/dx
16,9x39,2cm
6^{5/8}"x15^{3/8}"
nat

gramma 16 sx/dx
8,3x19,5cm
3^{1/4}"x7^{5/8}"
nat

Spessore / Thickness / Epaisseur / Stärke
20mm

L2 - 20mm



60x60cm*
24"x24" rett
grip

90x90cm*
36"x36" rett
grip

45x90cm*
18"x36" rett
grip

3 Finiture / Finishes / Surfaces / Oberfläche

NAT



residenziale
résidentiel
Wohnbereiche



commerciale leggero
light commercial
commercial léger
Leichte gewerbliche
Anwendungen



commerciale intensivo
intensive commercial
commercial intensif
Intensive gewerbliche
Anwendungen

LAPP



residenziale
résidentiel
Wohnbereiche



commerciale leggero
light commercial
commercial léger
Leichte gewerbliche
Anwendungen



commerciale intensivo
intensive commercial
commercial intensif
Intensive gewerbliche
Anwendungen

GRIP



esterno
outdoor
extérieur
Außenbereiche

* Protezione antibatterica non presente
No antimicrobial protection



Mosaici

Mosaics / Mosaïques / Mosaik

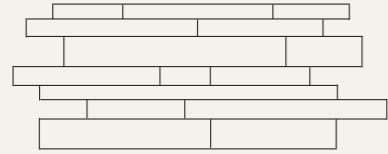
Formati speciali

Special sizes / Formats spéciaux / Sonderformate

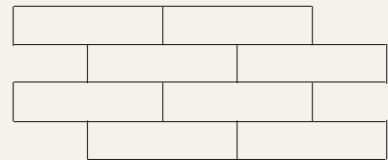
Pezzi speciali

Trims / Pièces spéciales / Formstücke

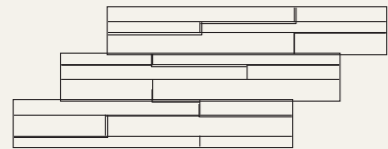
MURETTO*
30x60cm / 12"x24" rett
nat / lapp



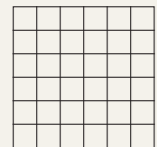
BRICK*
30x60cm / 12"x24" rett
nat / lapp



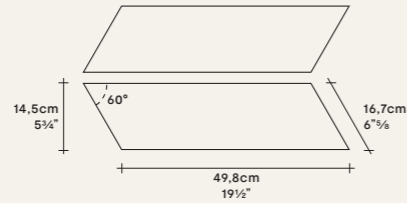
MURETTO 3D*
30x60cm / 12"x24" rett
nat / lapp



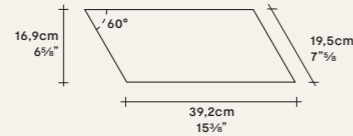
MOSAICO 36*
30x30cm / 12"x12" rett
nat / lapp




■ **GRAMMA 72***
14,5x49,8cm / 5^{3/4}"x19^{1/2}" rett
nat



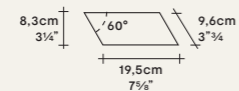
■ **GRAMMA 66 SX***
16,9x39,2cm / 6^{5/8}"x15^{3/8}" rett
nat




■ **GRAMMA 66 DX***
16,9x39,2cm / 6^{5/8}"x15^{3/8}" rett
nat



■ **GRAMMA 16 SX***
8,3x19,5cm / 3^{1/4}"x7^{5/8}" rett
nat



■ **GRAMMA 16 DX***
8,3x19,5cm / 3^{1/4}"x7^{5/8}" rett
nat

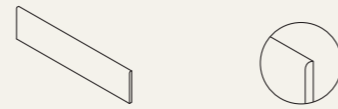


■ **Realizzato con sistema di taglio a disco senza bisello. L'eventuale presenza di leggere irregolarità del bordo o di scostamenti dimensionali fino ad 1 mm è da ritenersi conforme.**

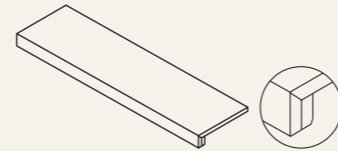
Made with a disc cutting system without a bevel. Any slight irregularities of the edge or size deviations of up to 1 mm should be regarded as compliant.

Réalisé avec un système de découpe à disque sans biseau. L'éventuelle présence de légères irrégularités du bord ou de différences de dimension jusqu'à 1 mm est tout à fait conforme. Mit einem Scheibenschnittsystem ohne Fase hergestellt. Eventuelle leichte Unregelmäßigkeiten an der Kante und Größenabweichungen bis zu 1 mm sind als konform anzusehen.

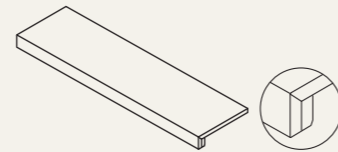
battiscopa*
10x60cm / 4"x24" rett
nat / lapp



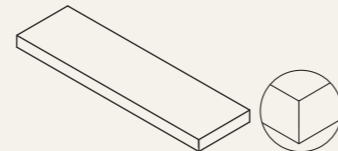
gradino plus**
35x120cm / 13^{3/4}"x48" rett
nat / lapp



angolo sx gradino plus**
35x120cm / 13^{3/4}"x48" rett
nat / lapp




angolo dx gradino plus**
35x120cm / 13^{3/4}"x48" rett
nat / lapp



gradino plus**
35x60cm / 13^{3/4}"x24" rett
grip



angolo gradino plus**
35x35cm / 13^{3/4}"x13^{3/4}" rett
grip




*disponibile in tutti i colori
available in all colors
disponible sur toutes les couleurs
Erhältlich für alle Farben

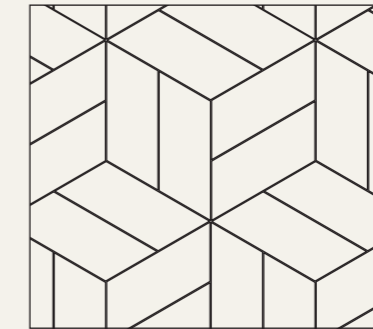
**Su richiesta
Upon request
Sur demande
auf Anfrage

Composizioni a moduli sfusi

Tile layouts in loose modules / Compositions en modules en vrac / Kompositionen mit Einzelmodulen



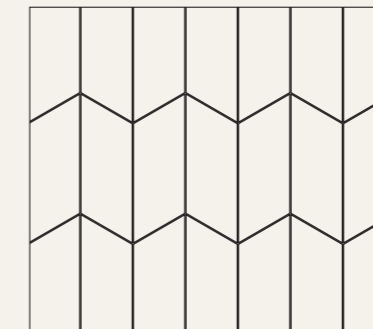
■ **BASKET** Gramma 66 SX 67%
Gramma 16 DX 33%



■ **TWIST** Gramma 66 DX 100%




■ **CHEVRON** Gramma 72 100%



■ **ARROW** Gramma 66 DX 50% - SX 50%


Gres porcellanato laminato UGL rinforzato con fibra di vetro
Laminated porcelain stoneware UGL reinforced with fibreglass
Grès cérame laminé UGL, renforcé avec de la fibre de verre
Laminiertes Feinsteinzeug UGL mit Glasfaserverstärkung



Stonalizzazione	Resistenza allo scivolamento		Fuga minima consigliata
Shading / Denuançage / Spielfarbig	Slip resistance / Résistance au glissement / Rutschfestigkeit		Minimum suggested joint / Joint minimum conseillé / Empfohlene Fugenbreite
ANSI A137.3	DIN 51130	R10	Posa a Parete / Wall / Mur / Wand 1 mm (INDOOR)
	BCR-TORTUS	$\mu > 0,40$	Posa a Pavimento / Floor / Sol / Boden 2 mm (INDOOR)
	ANSI A326.3	DCOF ≥ 0.42	OUTDOOR Vedi Manuale Tecnico Slimtech / See Slimtech Technical Manual

Gres tutta massa UGL
Full-body porcelain UGL
Grès Cérame pleine masse UGL
Vollgemischtes Durchgefärbtes Feinsteinzeug UGL



Stonalizzazione	Resistenza allo scivolamento		Fuga minima consigliata
Shading / Denuançage / Spielfarbig	Slip resistance / Résistance au glissement / Rutschfestigkeit		Minimum suggested joint / Joint minimum conseillé / Empfohlene Fugenbreite
ANSI A137.1	DIN 51130	R10 (Nat) R11 (Grip - 20mm)	RECT 2 mm (INDOOR)
	DIN 51097	A+B (Nat) A+B+C (Grip - 20mm)	OUTDOOR 5-6 mm Approx (*)
	BCR-TORTUS	$\mu > 0,40$ (Nat - Grip - 20mm)	
	ANSI A326.3	DCOF ≥ 0.42 (Nat - Grip - 20mm)	
	AS/NZS 4586	P3 (Nat) / P4 (Grip - 20mm)	
	BS 7976-2	PTV 36+Wet (Sl.96) (Nat) PTV 36+ WET (Sl.96 - Sl.55) (Grip - 20mm)	

(*) Decisione a cura della Direzione Lavori / Codici di Posa Nazionali
Decision by the Construction Manager / National Laying Standards
Décision établie par la Direction des Travaux / Codes de Pose
Nationaux Die Entscheidung wird von der Bauleitung / gemäß
nationalen Vorschriften getroffen.

Imballi

Packing / Emballage / Verpackung

Articolo	Scatola			Pallet				
	cm	inch	pz.	mq	kg	scat.	mq	kg
Fondo 5plus	100x300	39"x118"	1	3,00	34,5	13	39,0	448,5
Fondo 5plus	100x100	39"x39"	2	2,00	23,0	25	50,0	575,0
Fondo 5plus	50x100	19 1/2"x39"	3	1,50	18,9	32	48,0	604,8

Imballi

Packing / Emballage / Verpackung

Articolo	Scatola			Pallet				
	cm	inch	pz.	mq	kg	scat.	mq	kg
Fondo	60x120	24"x48"	2	1,44	32,1	36	51,8	1.156,3
Fondo	90x90	36"x36"	2	1,62	33,6	25	40,5	840,0
Fondo	45x90	18"x36"	3	1,22	25,2	36	43,7	907,2
Fondo	60x60	24"x24"	4	1,44	31,8	32	46,1	1.017,6
Fondo	30x60	12"x24"	8	1,44	31,8	32	46,1	1.017,6
Muretto	30x60	12"x24"	4	0,72	15,7	30	21,6	471,0
Muretto 3d	30x60	12"x24"	4	0,68	15,7	30	20,5	471,0
Brick	30x60	12"x24"	4	0,72	15,6	30	21,6	468,0
Mosaico 36	30x30	12"x12"	5	0,45	9,3	60	27,0	558,0
Gamma 72	49.8x14.5	19 1/2"x5 3/4"	14	1,01	22,2	32	32,3	710,4
Gamma 66	39.2x16.9	15 3/8"x6 5/8"	10	0,66	14,9	40	26,4	597,1
Gamma 16	19.5x8.3	7 5/8"x3 1/4"	14	0,22	5,1	80	17,9	405,3
Battiscopa	10x60	4"x24"	12	7,2 m.l.	15,9	60	432 m.l.	954,0
Gradino plus	35x120	13 3/4"x48"	2	0,84	21,0	16	13,4	335,8
Angolo gradino plus	35x120	13 3/4"x48"	1	0,42	11,2	16	6,7	179,5
Gradino plus	35x60	13 3/4"x24"	4	0,84	19,2	16	13,4	306,9
Angolo gradino plus	35x35	13 3/4"x13 3/4"	2	0,25	6,1	36	8,8	218,2
Fondo (20mm)	90x90	36"x36"	1	0,81	37,3	30	24,3	1.119,0
Fondo (20mm)	45x90	18"x36"	2	0,81	36,2	24	19,4	869,5
Fondo (20mm)	60x60	24"x24"	2	0,72	32,5	32	23,0	1.040,0

Cliffstone.




© White Dover 90x90 lapp

stone



FLOOR
Taupe Moher 60x120 nat

Lea Ceramiche




FLOOR
Beige Madeira 60x60 / 30x60 nat

214 — 215

Cliffstone

⊕ FLOOR
Grey Tenerife 60x60 nat




⊕ WALL
Grey Tenerife 60x60 / 30x60 nat

⊕ FLOOR
Grey Tenerife 60x60 nat



Gres tutta massa UGL
Full-body porcelain UGL
Grès Cérame pleine masse UGL
Vollgemischtes Durchgefärbtes Feinsteinzeug UGL

Stonalizzazione	Resistenza allo scivolamento	Fuga minima consigliata
Shading / Denuançage / Spielfarbig	Slip resistance / Résistance au glissement / Rutschfestigkeit	Minimum suggested joint Joint minimum conseillé Empfohlene Fugenbreite
ANSI A137.1	DIN 51130 R10 (Nat) R11 (Grip - 20mm)	RECT 2 mm (INDOOR)
	DIN 51097 A+B (Nat) A+B+C (Grip - 20mm)	OUTDOOR 5-6 mm Approx (*)
	B.C.R. - TORTUS $\mu > 0,40$ (Nat - Grip - 20mm)	(*) Decisione a cura della Direzione Lavori / Codici di Posa Nazionali Decision by the Construction Manager / National Laying Standards Décision établie par la Direction des Travaux / Codes de Pose Nationaux Die Entscheidung wird von der Bauleitung / gemäß nationalen Vorschriften getroffen.
	ANSI A326.3 DCOF ≥ 0.42	
	AS/NZS 4586 P3 (Nat) P4 (Grip - 20mm)	
	BS 7976-2 PTV 36+Wet (Sl.96) (Nat) PTV 36+ WET (Sl.96 - Sl.55) (Grip - 20mm)	

Imballi

Packing / Emballage / Verpackung

Articolo	Scatola			Pallet				
	cm	inch	pz.	mq	kg	scat.	mq	kg
Fondo	60x120	24"x48"	2	1,44	31,8	36	51,8	1.144,8
Fondo	90x90	36"x36"	2	1,62	33,6	25	40,5	840,0
Fondo	60x60	24"x24"	4	1,44	31,8	32	46,1	1.017,6
Fondo	30x60	12"x24"	8	1,44	31,8	32	46,1	1.017,6
Muretto	30x60	12"x24"	4	0,72	15,7	30	21,6	471,0
Mosaico 16	30x30	12"x12"	5	0,45	9,5	60	27,0	570,0
Battiscopa	10x60	4"x24"	12	7,2 m.l.	15,7	60	432 m.l.	942,0
Gradino plus	35x120	13 ^{3/4} "x48"	2	0,84	22,0	16	13,4	352,6
Angolo gradino plus	35x120	13 ^{3/4} "x48"	1	0,42	11,8	16	6,7	188,5
Gradino plus	35x60	13 ^{3/4} "x24"	4	0,84	20,1	16	13,4	322,2
Angolo gradino plus	35x35	13 ^{3/4} "x 13 ^{3/4} "	2	0,25	6,4	36	8,8	229,1
Fondo (20mm)	60x60	24"x24"	2	0,72	33,6	32	23,0	1.075,2


Cliffstone.




Spessore / Thickness / Epaisseur / Stärke
9,5mm

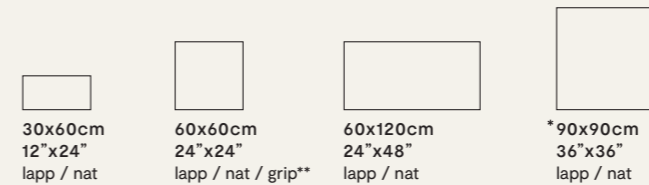
PROTECT
ANTIBATTERICO - ANTIMICROBIAL

4 Colori / Colors / Couleurs / Farben




4 Formati / Sizes / Formats / Formate ^{LR^T}

 gres porcellanato



*colori disponibili: / available colors: / couleurs disponibles: / verfügbare Farben:
White Dover

Spessore / Thickness / Epaisseur / Stärke
20mm

 L2 - 20mm



3 Finiture / Finishes / Surfaces / Oberfläche

NAT



residenziale
residential
résidentiel
Wohnbereiche



commerciale leggero
light commercial
commercial léger
Leichte gewerbliche
Anwendungen



commerciale intensivo
intensive commercial
commercial intensif
Intensive gewerbliche
Anwendungen

LAPP



residenziale
residential
résidentiel
Wohnbereiche



commerciale leggero
light commercial
commercial léger
Leichte gewerbliche
Anwendungen



commerciale intensivo
intensive commercial
commercial intensif
Intensive gewerbliche
Anwendungen

GRIP



esterno
outdoor
extérieur
Außenbereiche

** Protezione antibatterica non presente
No antimicrobial protection



Mosaici

Mosaics / Mosaïques / Mosaik

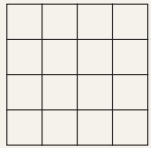
Pezzi speciali

Trims / Pièces spéciales / Formstücke

MURETTO*
30x60cm / 12"x24"
lapp



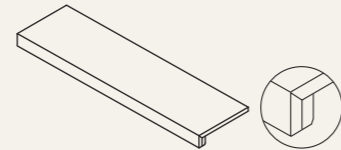
MOSAICO 16*
30x30cm / 12"x12"
lapp



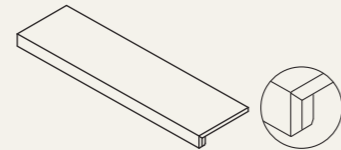
battiscopa*
10x60cm / 4"x24" rett
nat / lapp



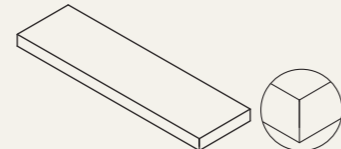
gradino plus**
35x120cm / 13^{3/4}"x48" rett
nat / lapp



angolo sx gradino plus**
35x120cm / 13^{3/4}"x48" rett
nat / lapp




angolo dx gradino plus**
35x120cm / 13^{3/4}"x48" rett
nat / lapp



gradino plus**
35x60cm / 13^{3/4}"x24" rett
grip



angolo gradino plus**
35x35cm / 13^{3/4}"x13^{3/4}" rett
grip



*disponibile in tutti i colori
available in all colors
disponible sur toutes les couleurs
Erhältlich für alle Farben

**Su richiesta
Upon request
Sur demande
auf Anfrage





FLOOR
Beige Madeira L2 60x60 grip

Basaltina Stone Project.

Naturale 30x60
Sabbiaia Velvet 60x60



Stuccata 60x60



Stuccata 60x60

Gres tutta massa UGL
Full-body porcelain UGL
Grès Cérame pleine masse UGL
Vollgemischtes Durchgefärbtes Feinsteinzeug UGL



Stonalizzazione	Resistenza allo scivolamento	Fuga minima consigliata
Shading / Denuançage / Spielfarbig	Slip resistance / Résistance au glissement / Rutschfestigkeit	Minimum suggested joint Joint minimum conseillé Empfohlene Fugenbreite
ANSI A137.1	DIN 51130 R10 BCR-TORTUS $\mu > 0,40$ ANSI A326.3 DCOF ≥ 0.42	RECT 2 mm (INDOOR) OUTDOOR 5-6 mm Approx (*)
		<small>(*) Decisione a cura della Direzione Lavori / Codici di Posa Nazionali Decision by the Construction Manager / National Laying Standards Décision établie par la Direction des Travaux / Codes de Pose Nationaux Die Entscheidung wird von der Bauleitung / gemäß nationalen Vorschriften getroffen.</small>

Basaltina Stone Project.



Spessore / Thickness / Epaisseur / Stärke
11mm (30x60 - 60x60) / 12mm (60x120)

3 Colori / Colors / Couleurs / Farben

Sabbia Velvet Naturale Stuccata



3 Formati / Sizes / Formats / Formate ^{LR^T}

 gres porcellanato



Imballi

Packing / Emballage / Verpackung

Articolo	Scatola			Pallet				
	cm	inch	pz.	m ²	kg	scat.	m ²	kg
Fondo	60x120	24"x48"	2	1,44	40,8	15	21,6	612,0
Fondo	60x60	24"x24"	4	1,44	35,0	24	34,6	840,0
Fondo	30x60	12"x24"	8	1,44	34,9	32	46,1	1.116,8
Mosaico 1	28,5x28,5	11 ^{1/4} "x11 ^{1/4} "	5	0,41	7,8	48	19,5	372,0
Muretto	30x60	12"x24"	4	0,72	15,2	30	21,6	456,0
Battiscopa	10x60	4"x24"	12	7,2 m.l.	18,0	55	396 m.l.	990,0
Gradino plus	35x120	13 ^{3/4} "x48"	2	0,84	23,2	16	13,4	371,2
Angolo gradino plus	35x120	13 ^{3/4} "x48"	1	0,42	13,5	16	6,7	216,0
Raccordo jolly	1,3x30	1/2"x12"	8	0,03	0,3	-	-	-
Beak	1,3x1,3	1/2"x1/2"	4	-	-	-	-	-

1 Finitura / Finish / Surface / Oberfläche

NAT



residenziale
residential
résidentiel
Wohnbereiche



commerciale leggero
light commercial
commercial léger
Leichte gewerbliche
Anwendungen



commerciale intensivo
intensive commercial
commercial intensif
Intensive gewerbliche
Anwendungen




Mosaici

Mosaics / Mosaïques / Mosaik


Pezzi speciali

Trims / Pièces spéciales / Formstücke

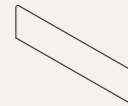
MURETTO*
30x60cm / 12"x24"



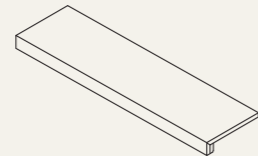
MOSAICO 1*
28,5x28,5cm / 11^{1/4}"x11^{1/4}"



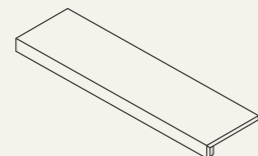
battiscopa*
10x60cm / 4"x24" rett



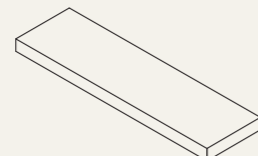
gradino plus**
35x120cm / 13^{3/4}"x48" rett



angolo sx gradino plus**
35x120cm / 13^{3/4}"x48" rett



angolo dx gradino plus**
35x120cm / 13^{3/4}"x48" rett



raccordo jolly**
1,3x30cm / 1/2"x12" rett



beak jolly**
1,3x1,3cm / 1/2"x1/2" rett



*disponibile in tutti i colori
available in all colors
disponible sur toutes les couleurs
Erhältlich für alle Farben

**Su richiesta / Upon request / Sur demande / auf Anfrage



FLOOR
Sabbia Velvet 60x120

02d.

Wood.

Nella trasposizione delle più pregiate essenze, si spazia dai legni con uno stile naturale ed elegante a quelli con un effetto più usurato. È il calore del legno che la ceramica restituisce in versione ultracontemporanea.

Dans la transposition des bois les plus précieux, nous allons des bois au style naturel et élégant à ceux qui donnent un effet plus patiné. C'est la chaleur du bois que la céramique redonne, dans une version ultra-contemporaine.

Transposing the most precious essences, it ranges from woods with a natural and elegant style to those with a more time-worn effect. Ceramic evokes the warmth of wood in an ultra-contemporary version.

Die Umsetzung der kostbarsten Sorten reicht von den Hölzern mit einem natürlichen und eleganten Stil bis zu den Sorten mit einem eher „Old“-Effekt. Die Keramik gibt die Wärme des Holzes in einer topaktuellen Version wieder zurück.



Bio Select.
232 / 245



Bio Recover.
246 / 255

wood

Bio Select.

◊ Oak Ginger 30x180





◊ Oak Vanilla 30x120

WALL
ABC Oak Vanilla
FLOOR
Oak Vanilla 30x120



FLOOR
Oak Ash 20x120 / 30x120
WALL
Chevron Oak Ash





WALL
Whirl Mix

FLOOR
Walnut Tobacco 20x120



WALL
Strip Oak Natural

FLOOR
Oak Natural 30x180

wood

Ⓢ Chevron Walnut Cinnamon



Lea Ceramiche




Ⓢ Oak Cloves 20x120

240 — 241


Ⓢ Ⓢ Bio Select

Gres tutta massa UGL
Full-body porcelain UGL
Grès Cérame pleine masse UGL
Vollgemischtes Durchgefärbtes Feinsteinzeug UGL

Stonalizzazione	Resistenza allo scivolamento	Fuga minima consigliata
Shading / Denuançage / Spielfarbig	Slip resistance / Résistance au glissement / Rutschfestigkeit	Minimum suggested joint Joint minimum conseillé Empfohlene Fugenbreite
ANSI A137.1	DIN 51130 R9 (Walnut Tobacco Nat) R10 (Nat) R11 (Grip)	RECT 2 mm (INDOOR)
	DIN 51097 A+B+C (Grip)	OUTDOOR 5-6 mm Approx (*)
	BCR-TORTUS $\mu > 0,40$	(*) Decisione a cura della Direzione Lavori / Codici di Posa Nazionali Decision by the Construction Manager / National Laying Standards Décision établie par la Direction des Travaux / Codes de Pose Nationaux Die Entscheidung wird von der Bauleitung / gemäß nationalen Vorschriften getroffen.
	ANSI A326.3 DCOF ≥ 0.42	
	AS/NZS 4586 P4 (Grip)	
	BS 7976-2 PTV 36+Wet (Sl. 96 Sl. 55) (Grip)	

Imballi

Packing / Emballage / Verpackung

Articolo	Scatola			Pallet				
	cm	inch	pz.	mq	kg	scat.	mq	kg
Fondo	30x180	12"x72"	2	1,08	25,5	36	38,9	918,0
Fondo	30x120	24"x24"	4	1,44	32,3	18	25,9	581,4
Fondo	20x120	8"x48"	6	1,44	32,6	24	34,6	783,4
Decoro ABC	27,9x27,9	11"x11"	12	0,47	10,0	48	22,5	480,0
Decoro Chevron	42,8x40	16 ^{3/4} "x16"	5	0,86	18,7	12	10,3	224,4
Decoro Strip	20x120	8"x48"	4	0,96	20,0	32	30,7	640,0
Decoro Whirl	36,8x42,5	14 ^{1/2} "x16 ^{3/4} "	6	0,94	20,0	-	-	-
Battiscopa	5,5x60	2 ^{1/8} "x24"	12	7,2 m.l.	8,5	50	360,0 m.l.	426
Gradino plus	35x120	13 ^{3/4} "x48"	2	0,84	23,2	16,0	13,4	371,2
Angolo gradino plus	35x120	13 ^{3/4} "x48"	1	0,42	12,4	16,0	6,7	198,4
 Fondo L2 (20mm)	30x120	12"x48"	2	0,72	33,3	32	23,0	1.064,0

Bio Select.




Esplora Bio Select su real.leaceramiche.com
Explore Bio Select on real.leaceramiche.com


Spessore / Thickness / Epaisseur / Stärke
9,5mm (20x120 - 30x120) / 10,5mm (30x180)




PROTECT
ANTIBATTERICO - ANTIMICROBIAL

7 Colori / Colors / Couleurs / Farben




3 Formati / Sizes / Formats / Formate

 gres porcellanato

 20x120cm 8"x48" nat	 30x120cm 12"x48" nat	 30x180cm 12"x72" nat
--	---	---

*Spessore / Thickness / Epaisseur / Stärke
20mm

 L2 - 20mm


30x120cm*
12"x48"
grip

*colori disponibili: / available colors: / couleurs disponibles: / verfügbare Farben:
Oak Natural, Oak Cloves

2 Finiture / Finishes / Surfaces / Oberfläche

NAT



residenziale
résidentiel
Wohnbereiche



commerciale leggero
light commercial
Leichte gewerbliche
Anwendungen



commerciale intensivo
intensive commercial
Intensive gewerbliche
Anwendungen

GRIP



esterno
outdoor
extérieur
Außenbereiche

* Protezione antibatterica non presente
No antimicrobial protection



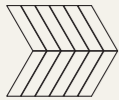
Mosaici e formati speciali

Mosaics and special sizes / Mosaïques et formats spéciaux / Mosaik und Sonderformate

Pezzi speciali

Trims / Pièces spéciales / Formstücke

CHEVRON*



42,8x40cm
16^{3/4}"x16"
nat

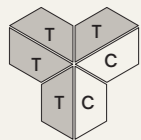
STRIP*



20x120cm
8"x48"
nat


WHIRL MIX**

Walnut Tobacco / Walnut Cinnamon



T Walnut Tobacco
C Walnut Cinnamon

36,8x42,5cm
14^{1/2}"x16^{3/4}"
nat



ABC*



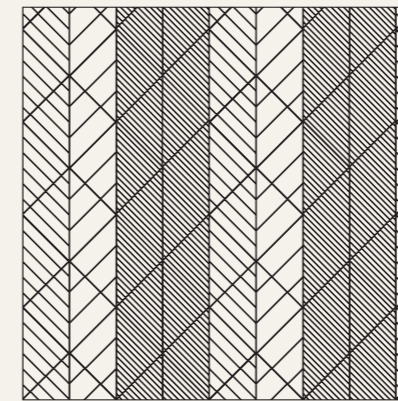

A
27,9x27,9cm
11"x11"
nat



B
27,9x27,9cm
11"x11"
nat

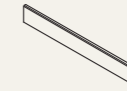


C
27,9x27,9cm
11"x11"
nat



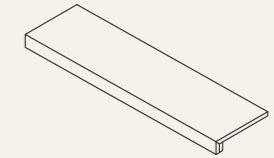
battiscopa*

5,5x60cm / 2^{1/6}"x24" rett



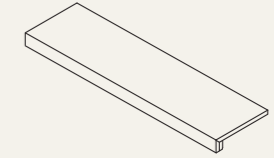
gradino plus***

35x120cm / 13^{3/4}"x48" rett



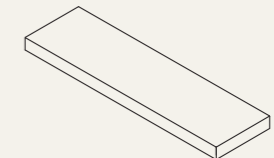
angolo sx gradino plus***

35x120cm / 13^{3/4}"x48" rett



angolo dx gradino plus***

35x120cm / 13^{3/4}"x48" rett



* Realizzato con sistema di taglio a disco senza bisello. L'eventuale presenza di leggere irregolarità del bordo o di scostamenti dimensionali fino ad 1 mm è da ritenersi conforme.

Made with a disc cutting system without a bevel. Any slight irregularities of the edge or size deviations of up to 1 mm should be regarded as compliant.

Réalisé avec un système de découpe à disque sans biseau. L'éventuelle présence de légères irrégularités du bord ou de différences de dimension jusqu'à 1 mm est tout à fait conforme.

Mit einem Scheibenschnittsystem ohne Fase hergestellt. Eventuelle leichte Unregelmäßigkeiten an der Kante und Größenabweichungen bis zu 1 mm sind als konform anzusehen.

*disponibile in tutti i colori / available in all colors / disponible sur toutes les couleurs / Erhältlich für alle Farben

**colori mixati / mixed colors / couleurs mélangées / Mischfarben: Walnut Tobacco + Walnut Cinnamon

* Ogni scatola di mosaico ABC contiene 4 pezzi di ognuna delle 3 geometrie A, B e C, per un totale di 12 pezzi. Le geometrie A, B e C non sono vendibili singolarmente.

Each box of ABC mosaic contains 4 pieces of each of the 3 A, B, and C designs, for a total of 12 pieces. The A, B, and C designs cannot be sold individually.

Chaque carton de mosaïque ABC contient 4 pièces de chacune des 3 géométries A, B et C, soit un total de 12 pièces. Les géométries A, B et C ne peuvent être vendues séparément.

Jede Schachtel Mosaik ABC enthält jeweils 4 Stück der 3 Geometrien A, B und C, insgesamt 12 Stück. Die Geometrien A, B und C sind nicht einzeln erhältlich.

**Su richiesta
Upon request
Sur demande
auf Anfrage

Bio Recover.

wood



Golden Flame 20x180

Lea Ceramiche

246 — 247



wood



Warm Cream 20x180

Pied de poule White Golden Flame 20x90






wood

Old Walnut 20x180

Gres tutta massa UGL
Full-body porcelain UGL
Grès Cérame pleine masse UGL
Vollgemischtes Durchgefärbtes Feinsteinzeug UGL

Stonalizzazione	Resistenza allo scivolamento	Fuga minima consigliata
Shading / Denuançage / Spielfarbig	Slip resistance / Résistance au glissement / Rutschfestigkeit	Minimum suggested joint Joint minimum conseillé Empfohlene Fugenbreite
ANSI A137.1	DIN 51130 R10 DIN 51097 A+B BCR-TORTUS $\mu > 0,40$ ANSI A326.3 DCOF ≥ 0.42	RECT 2 mm (INDOOR) NON RECT 3-4 mm Approx (INDOOR) OUTDOOR 5-6 mm Approx (*)
		<small>(*) Decisione a cura della Direzione Lavori / Codici di Posa Nazionali Decision by the Construction Manager / National Laying Standards Décision établie par la Direction des Travaux / Codes de Pose Nationaux Die Entscheidung wird von der Bauleitung / gemäß nationalen Vorschriften getroffen.</small>

Bio Recover.




Spessore / Thickness / Epaisseur / Stärke
9,5mm (20x121,5) / 10,5mm (20x180)


PR()TECT
ANTIBATTERICO - ANTIMICROBIAL

3 Colori / Colors / Couleurs / Farben



2 Formati / Sizes / Formats / Formate

 gres porcellanato



*non rettificato / not rectified / non rectifié / ungeschliffen

Imballi

Packing / Emballage / Verpackung

Articolo	Scatola			Pallet			kg	
	cm	inch	pz.	mq	kg	scat.		mq
Fondo	20x180	8"x71"	3	1,08	25,5	48	51,8	1.224,0
Fondo	20x121,5	8"x48"	6	1,46	32,3	24	35,0	774,7
Decoro Full	20x90	8"x36"	4	0,72	20,0	30	21,6	600,0
Decoro Pied de poule	20x90	8"x36"	4	0,72	20,0	30	21,6	600,0
Decoro Fram	-	-	6	0,29	9,0	96	27,6	864,0
Battiscopa	10x60	4"x24"	12	7,2 m.l.	16,0	56	403,2 m.l.	896,0

1 Finitura / Finish / Surface / Oberfläche

NAT



residenziale
residential
résidentiel
Wohnbereiche



commerciale leggero
light commercial
commercial léger
Leichte gewerbliche
Anwendungen



commerciale intensivo
intensive commercial
commercial intensif
Intensive gewerbliche
Anwendungen



8



Full Blue Golden Flame 20x90

Lea Ceramiche



Decorì

Decors / Articles / Dekore

Pezzi speciali

Trims / Pièces spéciales / Formstücke


PIED DE POULE WHITE
20x90cm / 8"x36"



PIED DE POULE BLUE
20x90cm / 8"x36"



PIED DE POULE RED
20x90cm / 8"x36"



FULL WHITE
20x90cm / 8"x36"



FRAM WHITE
4x20cm / 1⁹/₁₆"x8"
8x20cm / 3¹/₈"x8"
12x20cm / 4³/₄"x8"



FULL BLUE
20x90cm / 8"x36"




FRAM BLUE
4x20cm / 1⁹/₁₆"x8"
8x20cm / 3¹/₈"x8"
12x20cm / 4³/₄"x8"



FULL RED
20x90cm / 8"x36"



FRAM RED
4x20cm / 1⁹/₁₆"x8"
8x20cm / 3¹/₈"x8"
12x20cm / 4³/₄"x8"



battiscopa
10x60cm / 4"x24" rett



Shape & Color.

Tridimensionalità, componibilità dei formati e disegni coordinati contraddistinguono molte collezioni dal forte contenuto di design. L'assenza di colori vistosi, lascia spazio a un misurato equilibrio cromatico, in cui eleganza, contemporaneità e gusto internazionale, trovano massima espressione.

La tridimensionnalité, la modularité des formats et les designs coordonnés caractérisent de nombreuses collections à fort contenu de design. L'absence de couleurs voyantes laisse place à un équilibre chromatique mesuré, où l'élégance, la contemporanéité et le goût international trouvent le maximum d'expression.

Three-dimensionality, modular sizes and coordinated designs distinguish many collections with a notable design content. The absence of bright colours enables a measured balance of colours, in which elegance, modernity and international taste are fully expressed.

Dreidimensionalität, kombinierbare Formate und aufeinander abgestimmte Muster charakterisierten viele Kollektionen mit starkem Designgehalt. Der Verzicht auf auffällige Farben lässt einem verhaltenen Farbgleichgewicht Raum, in dem Eleganz, Aktualität und internationaler Geschmack optimal zum Ausdruck kommen.



Absolute.
258 / 263



Naive.
design Patrick Norguet
264 / 269



Nest.
design HOK Product Design
270 / 275

Absolute.

AB EFGHI
 J LMNO PQ
 ST VWXY
 Zabcd fghjk
 l nopq t v
 wxy 123456
 7890&?!@#



WALL
 Total White 100x300 sat

FLOOR
 Total White 100x100 sat





FLOOR
Extra White 100x100 smooth

WALL
Extra White 100x300 smooth



FLOOR
Total White 100x100 sat

WALL
Total Black 100x300 lev

Gres porcellanato laminato UGL rinforzato con fibra di vetro
 Laminated porcelain stoneware UGL reinforced with fibreglass
 Grès cérame laminé UGL, renforcé avec de la fibre de verre
 Laminiertes Feinsteinzeug UGL mit Glasfaserverstärkung

Stonalizzazione	Resistenza allo scivolamento	Fuga minima consigliata
Shading / Denuançage / Spielfarbig	Slip resistance / Résistance au glissement / Rutschfestigkeit	Minimum suggested joint Joint minimum conseillé Empfohlene Fugenbreite
ANSI A137.3	ANSI A326.3 DCOF ≥ 0.42 (sat)	Posa a Parete / Wall / Mur / Wand 1 mm (INDOOR)
		Posa a Pavimento / Floor / Sol / Boden 2 mm (INDOOR)
		OUTDOOR Vedi Manuale Tecnico Slimtech See Slimtech Technical Manual

Absolute.




Spessore / Thickness / Epaisseur / Stärke

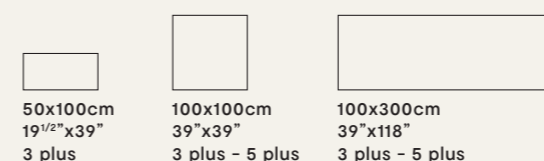
3,5mm - slimtech 3plus
 5,5mm - slimtech 5plus

PROTECT
 ANTIBATTERICO - ANTIMICROBIAL

3 Colori / Colors / Couleurs / Farben



3 Formati / Sizes / Formats / Formate ^{LR^T}



Imballi

Packing / Emballage / Verpackung


Articolo	Scatola			Pallet			mq	kg
	cm	inch	pz.	scat.	mq	kg		
Fondo 3plus	50x100	19½" x 39"	5	32	80,0	20,0	2,50	640,0
Fondo 3plus	100x300	39" x 118"	1	20	60,0	23,4	3,00	468,0
Fondo 3plus	100x100	39" x 39"	3	25	75,0	23,4	3,00	585,0
Fondo 5plus	100x300	39" x 118"	1	13	39,0	34,5	3,00	448,5
Fondo 5plus	100x100	39" x 39"	2	25	50,0	23,0	2,00	575,0

3 Finiture / Finishes / Surfaces / Oberfläche

Lev 5 plus	 residenziale residential	 commerciale leggero (solo Total White) light commercial (only Total White)
Sat 5 plus	 residenziale residential	 commerciale leggero light commercial
Smooth 3 plus	 residenziale residential	 commerciale leggero light commercial

Naive.

design Patrick Norguet



Naive Grey 100x300



Naive Black 100x300



Gres porcellanato laminato UGL rinforzato con fibra di vetro
 Laminated porcelain stoneware UGL reinforced with fibreglass
 Grès cérame laminé UGL, renforcé avec de la fibre de verre
 Laminiertes Feinsteinzeug UGL mit Glasfaserverstärkung

Stonalizzazione

Shading / Denuançage /
 Spielfarbig

ANSI A137.3



Fuga minima consigliata

Minimum suggested joint
 Joint minimum conseillé
 Empfohlene Fugenbreite

Posa a Parete / Wall / Mur / Wand
 1 mm (INDOOR)

Posa a Pavimento / Floor / Sol / Boden
 2 mm (INDOOR)

OUTDOOR
 Vedi Manuale Tecnico Slimtech
 See Slimtech Technical Manual


Naive.

design Patrick Norguet



Spessore / Thickness / Epaisseur / Stärke
 5,5mm → slimtech 5plus

2 Colori / Colors / Couleurs / Farben




Awards



2 Formati / Sizes / Formats / Formate ^{LR^T}



100x100cm
 39"x39"



100x300cm
 39"x118"

Imballi

Packing / Emballage / Verpackung

Articolo	cm		Scatola			Pallet		
	cm	inch	pz.	mq	kg	scat.	mq	kg
Fondo 5plus	100x300	39"x118"	1	3,00	34,5	13	39,0	448,5
Fondo 5plus	100x100	39"x39"	2	2,00	23,0	25	50,0	575,0

1 Finitura / Finish / Surface / Oberfläche

NAT



residenziale
 residential
 résidentiel
 Wohnbereiche




commerciale leggero
 light commercial
 commercial léger
 Leichte gewerbliche
 Anwendungen

Nest.


design Hok Product Design



SR020 Etagono Triangolo 50

 Ivory Flow Etagonno Triangolo 25



 Ivory Flow Etagonno Triangolo 25



Gres porcellanato laminato UGL rinforzato con fibra di vetro
 Laminated porcelain stoneware UGL reinforced with fibreglass
 Grès cérame laminé UGL, renforcé avec de la fibre de verre
 Laminiertes Feinsteinzeug UGL mit Glasfaserverstärkung

Award



Fuga minima consigliata

Minimum suggested joint
 Joint minimum conseillé
 Empfohlene Fugenbreite

Posa a Parete / Wall / Mur / Wand
 1 mm (INDOOR)

Posa a Pavimento / Floor / Sol / Boden
 2 mm (INDOOR)

Imballi

Packing / Emballage / Verpackung

Articolo		Scatola			Pallet				
		cm	inch	pz.	mq	kg	scat.	mq	kg
Esagono	L 50 (3,5mm)	100x86,6	39"x34 1/8"	1	0,65	5,2	-	-	-
Esagono	L 25 (3,5mm)	50x43,2	19 1/2"x17"	1	0,16	1,3	-	-	-
Esagono	L 6,2 (3,5mm)	12,5x10,8	5"x4 1/4"	1	0,01	0,1	-	-	-
Ett.+Tria.	L 50 (3,5mm)	100x86,6	39"x34 1/8"	1	0,65	5,2	-	-	-
Ett.+Tria.	L 25 (3,5mm)	50x43,2	19 1/2"x17"	1	0,16	1,3	-	-	-
Ett.+Tria.	L 6,2 (3,5mm)	12,5x10,8	5"x4 1/4"	1	0,01	0,1	-	-	-
Esagono	L 50 (5,5mm)	100x86,6	39"x34 1/8"	1	0,65	8,3	-	-	-
Esagono	L 25 (5,5mm)	50x43,2	19 1/2"x17"	1	0,16	2,1	-	-	-
Esagono	L 6,2 (5,5mm)	12,5x10,8	5"x4 1/4"	1	0,01	0,1	-	-	-
Ett.+Tria.	L 50 (5,5mm)	100x86,6	39"x34 1/8"	1	0,65	8,3	-	-	-
Ett.+Tria.	L 25 (5,5mm)	50x43,2	19 1/2"x17"	1	0,16	2,1	-	-	-
Ett.+Tria.	L 6,2 (5,5mm)	12,5x10,8	5"x4 1/4"	1	0,01	0,1	-	-	-

Nest.

design Hok Product Design



Spessore / Thickness / Epaisseur / Stärke
 3,5mm → slimtech 3plus / 5,5mm → slimtech 5plus

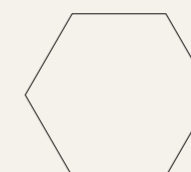
Realizzabile con le serie

Can be made with the following collections
 Réalisable avec les séries
 Realisierbar mit den Serien

ABSOLUTE / RE-EVOLUTION / TAKE CARE /
 TIMELESS MARBLE / WATERFALL



6 Formati / Sizes / Formats / Formate ^{LR¹}




***Esagono**
 L 50cm / 19 1/2"
 100x86,6cm / 39"x34 1/8"



***Esagono**
 L 25cm / 10"
 50x43,2cm / 19 1/2"x17"



***Esagono**
 L 6,2cm / 2 1/2"
 12,5x10,8cm / 5"x4 1/4"



***Ettagono**
 L 50cm / 19 1/2"
 100x86,6cm / 39"x34 1/8"

***Triangolo**
 L 50cm / 19 1/2"



***Ettagono**
 L 25cm / 10"
 50x43,2cm / 19 1/2"x17"

***Triangolo**
 L 25cm / 10"



***Ettagono**
 L 6,2cm / 2 1/2"
 12,5x10,8cm / 5"x4 1/4"

***Triangolo**
 L 6,2cm / 2 1/2"

*Su richiesta / Upon request / Sur demande / auf Anfrage

L2 - 20mm

L2. 20mm



Concrete Light L2 90x90 grip



L2 - 20mm

WALL
04 Gray 30x60 Rough

FLOOR
04 Gray 60x120 Rough L2
04 Gray trims Rough L2

Lea Ceramiche



Bio Select Oak Natural L2 30x120 grip

278 — 279

L2 - 20mm

Master Coal L2 60x120 grip






Nextone Next Dark L2
60x60 grip

Nextone Next Taupe L2
60x120 grip



Gres tutta massa UGL
Full-body porcelain UGL
Grès Cérame pleine masse UGL
Vollgemischtes Durchgefärbtes Feinsteinzeug UGL

Stonalizzazione	Resistenza allo scivolamento	Informazioni per la posa
Shading / Denuançage / Spielfarbig	Slip resistance / Résistance au glissement / Rutschfestigkeit	Information for laying / Informations pour la pose / Informationen zur Verlegung
ANSI A137.1	DIN 51130 R11	Consultare il manuale "Soluzioni applicative prodotti 20mm" / Consult the manual "applicable solutions 20mm products" / Consultez le manuel « solutions applicables produits 20 mm » / Siehe Handbuch "Anwendungslösungen für 20 mm-Produkte"
 Cliffstone White Dover L2 - Beige Madeira L2 Taupe Moher L2 - Grey Tenerife L2	DIN 51097 (A+B+C)	
Masterpiece Master White L2 - Master Sand L2 Master Coal L2 - Master Gray L2	B.C.R. - TORTUS $\mu > 0,40$	
Anthology 01 White L2 - 04 Gray L2	ANSI A326.3 DCOF ≥ 0.42	
 Bio Select Oak Natural L2 - Oak Cloves L2	AS/NZS 4586 P4	
Concrete Extra Light L2 - Light L2 Medium L2 - Dark L2	BS 7976-2 PTV 36+Wet (Sl. 96 - Sl. 55)	
Nextone Next White L2 - Next Gray L2 Next Taupe L2 - Next Dark L2		
Waterfall Ivory Flow L2 - Silver Flow L2 Gray Flow L2 - Dark Flow L2		
 Anthology 02 Desert L2 - 03 Earth L2 05 Dark L2		



Posa su erba
Dry laying on grass
Pose sur herbe
Verlegung auf Gras



Posa su ghiaia
Laying on gravel
Pose sur gravier
Verlegung auf Kies



Posa su massetto con colla
Laying on screed with adhesive
Pose sur chape avec colle
Kleberverlegung auf Estrich



Posa sopraelevata
Outdoor laying on raised flooring
Pose surélevée
Doppelboden-Verlegung

Imballi

Packing / Emballage / Verpackung






















Articolo	Scatola			Pallet				
	cm	inch	pz.	mq	kg	scat.	mq	kg
fondo (20mm)	90x90	36"x36"	1	0,81	37,3	30	24,3	1.119,0
fondo (20mm)	60x120	24"x48"	1	0,72	32,5	36	25,9	1.170,0
fondo (20mm)	30x120	12"x48"	2	0,72	33,3	32	23,0	1.064,0
fondo (20mm)	45x90	18"x36"	2	0,81	36,2	24	19,4	869,5
fondo (20mm)	60x60	24"x24"	2	0,72	33,6	32	23,0	1.075,2
costa toro	30x60	12"x24"	1	0,18	8,1	100	18,0	812,5
costa toro angolare	30x60	12"x24"	1	0,14	6,1	100	13,5	610,0
costa retta	30x60	12"x24"	1	0,18	8,1	100	18,0	812,5
costa retta angolare	30x60	12"x24"	1	0,14	6,1	100	13,5	610,0
costa toro step	30x60	12"x24"	1	0,18	8,1	100	18,0	812,5
costa retta step	30x60	12"x24"	1	0,18	8,1	100	18,0	812,5
costa toro con gocc.	30x60	12"x24"	1	0,18	8,1	100	18,0	812,5
costa retta con gocc.	30x60	12"x24"	1	0,18	8,1	100	18,0	812,5
griglia	15x60	6"x24"	2	0,18	8,0	100	18,0	800,0
griglia angolare	15x60	6"x24"	2	0,16	7,0	100	15,8	700,0
costa toro	30x90	12"x36"	1	0,27	12,2	32	8,6	390,4
costa toro angolare	30x90	12"x36"	1	0,23	10,2	32	7,2	326,4
costa retta	30x90	12"x36"	1	0,27	12,2	32	8,6	390,4
costa retta angolare	30x90	12"x36"	1	0,23	10,2	32	7,2	326,4
costa toro step	30x90	12"x36"	1	0,27	12,2	32	8,6	390,4
costa retta step	30x90	12"x36"	1	0,27	12,2	32	8,6	390,4
griglia	15x45	6"x18"	4	0,27	10	48	13,0	480,0
griglia angolare	15x45	6"x18"	4	0,23	10	48	10,8	480,0

L2.




Spessore / Thickness / Epaisseur / Stärke
20mm

27 Colori / Colors / Couleurs / Farben

WOOD	STONE	Cliffstone	Nextone	Waterfall	Concrete	Masterpiece
Bio Select	Anthology					
						
Oak Natural L2 30x120	01 White L2 60x120	White Dover L2 60x60	Next White L2 60x120 / 60x60	Ivory Flow L2 90x90 / 45x90 / 60x60	Extra Light L2 90x90	Master White L2 60x120
						
Oak Cloves L2 30x120	02 Desert L2 60x120	Beige Madeira L2 60x60	Next Gray L2 60x120 / 60x60	Silver Flow L2 90x90 / 45x90 / 60x60	Light L2 90x90	Master Sand L2 60x120
						
	03 Earth L2 60x120	Taupe Moher L2 60x60	Next Taupe L2 60x120 / 60x60	Gray Flow L2 90x90 / 45x90 / 60x60	Medium L2 90x90	Master Gray L2 60x120
						
	04 Gray L2 60x120	Grey Tenerife L2 60x60	Next Dark L2 60x120 / 60x60	Dark Flow L2 90x90 / 45x90 / 60x60	Dark L2 90x90	Master Coal L2 60x120
						
	05 Dark L2 60x120					

5 Formati / Sizes / Formats / Formate

 L2 - 20mm

				
30x120cm 12"x48" grip	45x90cm 18"x36" grip	60x60cm 24"x24" grip	60x120cm 24"x48" grip / rough	90x90cm 36"x36" grip

1 Finitura / Finish / Surface / Oberfläche

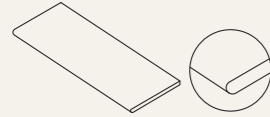
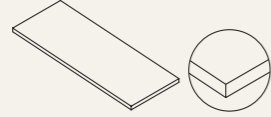
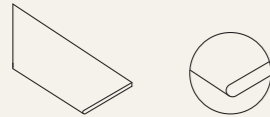
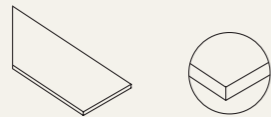
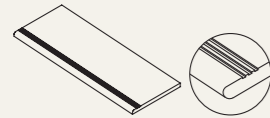
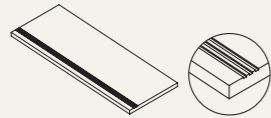
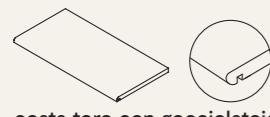
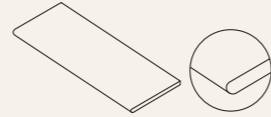
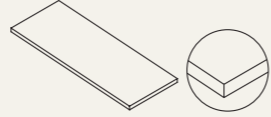
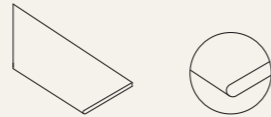
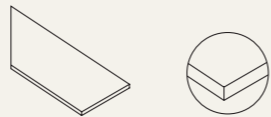
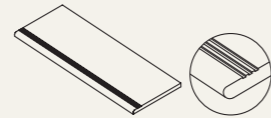
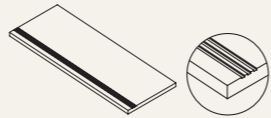
GRIP / ROUGH



esterno
outdoor
extérieur
Außenbereiche

**Pezzi speciali**

Trims / Pièces spéciales / Formstücke

**ANTHOLOGY / BIO SELECT / CLIFFSTONE /
MASTERPIECE / NEXTONE****costa toro***
30x60cm / 12"x24" rett**costa retta***
30x60cm / 12"x24" rett**costa toro angolare sx***
30x60cm / 12"x24" rett**costa retta angolare sx***
30x60cm / 12"x24" rett**costa toro angolare dx***
30x60cm / 12"x24" rett**costa retta angolare dx***
30x60cm / 12"x24" rett**costa toro step***
30x60cm / 12"x24" rett**costa retta step***
30x60cm / 12"x24" rett**costa toro con gocciolatoio***
30x60cm / 12"x24" rett**costa retta con gocciolatoio***
30x60cm / 12"x24" rett**griglia***
15x60cm / 6"x24" rett**griglia angolare sx***
15x60cm / 6"x24" rett**griglia angolare dx***
15x60cm / 6"x24" rett**WATERFALL / CONCRETO****costa toro***
30x90cm / 12"x36" rett**costa retta***
30x90cm / 12"x36" rett**costa toro angolare sx***
30x90cm / 12"x36" rett**costa retta angolare sx***
30x90cm / 12"x36" rett**costa toro angolare dx***
30x90cm / 12"x36" rett**costa retta angolare dx***
30x90cm / 12"x36" rett**costa toro step***
30x90cm / 12"x36" rett**costa retta step***
30x90cm / 12"x36" rett**griglia***
15x45cm / 6"x18" rett**griglia angolare sx***
15x45cm / 6"x18" rett**griglia angolare dx***
15x45cm / 6"x18" rett

* Su richiesta. Per maggiori informazioni circa quantità minime e tempi di consegna rivolgersi all'ufficio commerciale. / Upon request. For more information about minimum quantities and delivery times please contact the sales department. / Sur demande. Pour plus d'informations sur les quantités minimales et délais de livraison s'il vous plaît contacter le département des ventes. / auf Anfrage. Für weitere Infos über die Mindestmengen und Lieferzeiten wenden Sie sich bitte an unserer Verkaufsabteilung.



Waterfall Ivory Flow L2 45x90 grip
Waterfall Gray Flow L2 trims grip



03.

Technical Info.

Lea Ceramiche sviluppo ecosostenibile.

Lea Ceramiche sustainable development / Lea Ceramiche développement durable / Lea Ceramiche umweltschonende nachhaltige Entwicklung



Lea Ceramiche e l'ambiente

Da sempre LEA CERAMICHE considera la tutela dell'ambiente un aspetto di grande rilevanza
 - investendo in modo deciso nell'acquisto delle migliori tecnologie presenti sul mercato per ridurre al minimo gli impatti ambientali delle proprie attività;
 - dotando tutti i dipendenti di un ambiente di lavoro ottimale;
 - ottenendo prestigiose certificazioni ambientali.

Tutti i prodotti LEA CERAMICHE sono realizzati presso stabilimenti produttivi dotati di **Sistemi di Gestione Ambientale certificati:**
ISO 14001: 2015 (norma riconosciuta a livello internazionale)
EMAS (Regolamento Europeo - Reg. CE 1221/2009, Reg. UE 2017/1505, Reg. UE 2018/2026)

Lea Ceramiche and the environment

Lea Ceramiche has always considered environmental protection a matter of key importance
 - investing in the best technologies on the market to minimize the environmental impact of its activities;
 - giving all employees an excellent working environment;
 - obtaining prestigious environmental certifications.

All LEA CERAMICHE products are manufactured in production sites that are certified with **Environmental Management Systems:**
ISO 14001: 2015 (internationally recognized standard)
EMAS (European Regulation - Reg. CE 1221/2009, Reg. UE 2017/1505, Reg. UE 2018/2026)

Lea Ceramiche et l'environnement

Depuis toujours LEA CERAMICHE considère la protection de l'environnement un aspect très important
 - en investissant dans l'acquisition des meilleures technologies présentes sur le marché afin de réduire au minimum l'impact environnemental de ses activités ;
 - en offrant à tous ses employés un environnement de travail optimal ;
 - en obtenant de prestigieuses certifications environnementales.

Tous les produits LEA CERAMICHE sont fabriqués dans des sites de production dotés de **Systèmes de Gestion Environnementale certifiés :**
ISO 14001:2015 (norme reconnue au niveau international)
EMAS (Règlement européen - Régl. CE 1221/09)

Lea Ceramiche und die Umwelt

Seit jeher misst LEA CERAMICHE dem Umweltschutz größte Bedeutung zu
 - indem das Unternehmen zielbewusst in die Ausstattung der besten auf dem Markt vorhandenen Technologien investiert, um die Umweltbelastung ihrer Aktivitäten drastisch zu reduzieren;
 - indem es allen Mitarbeitern ein optimales Arbeitsumfeld bietet;
 - indem es wichtige, internationale Öko-Zertifikate erlangt.

Alle Produkte von LEA CERAMICHE sind bei Produktionsstätten hergestellt, die mit umweltfreundlichen Managementsystemen sind:
SO 14001: 2015 (weltweit anerkannte Norm)
EMAS (europäische Regelung - Reg. CE 1221/2009, Reg. UE 2017/1505, Reg. UE 2018/2026)

Lea Ceramiche salvaguardia dell'ambiente

L'incessante ricerca di prestazioni di eccellenza in merito al rispetto dell'ambiente ha condotto LEA CERAMICHE al costante rispetto dei seguenti principi.

Lea Ceramiche cares for the environment

The relentless pursuit of excellence in environmental performance has driven LEA CERAMICHE to adhere to the following principles.

Lea Ceramiche preservation de l'environnement

La recherche incessante de l'excellence de LEA CERAMICHE nous a conduit à respecter les principes suivants en matière d'environnement.

Lea Ceramiche Umweltschutz

Das unermüdliche Streben nach ausgezeichneten Umweltschutzleistungen hat LEA CERAMICHE zur ständigen Einhaltung der folgenden Grundsätze veranlasst.



RIUTILIZZO DEL 100% DEGLI SCARTI CRUDI

Il 100% degli scarti crudi derivanti dal ciclo di produzione vengono riutilizzati nella fase di preparazione dell'impasto, contribuendo in modo sensibile alla salvaguardia delle risorse naturali riducendo l'estrazione di materie prime da cava.

100% INDUSTRIAL WASTE REUSED - NON FIRED TILES

100% of the non fired material from the production cycle is reused in the preparation of the mixture, contributing significantly to the protection of natural resources by reducing the extraction of raw materials from quarries.

RÉUTILISATION DE 100 % DES DÉCHETS BRUTS

100 % des déchets bruts provenant du cycle de production sont réutilisés pendant la phase de préparation de la pâte, contribuant sensiblement à la préservation des ressources naturelles réduisant l'extraction de matières premières minières.

WIEDERVERWERTUNG VON 100 % DER ROHABFÄLLE

100% der Rohabfälle aus dem Produktionszyklus werden in der Vorbereitungsphase des Gemisches wiederverwertet und tragen somit ihren Teil zum Schutz der Naturressourcen bei, indem sie den Abbau von Rohmaterialien verringern.



RIUTILIZZO/RICICLO DEL 100% DEGLI SCARTI COTTI

Gli scarti cotti sono completamente riutilizzati nel ciclo produttivo. Inoltre, a fine vita, le piastrelle LEA CERAMICHE possono essere riciclate come inerti per sottofondi di strade ed edifici, riducendo così l'uso di ghiaia ed inerti naturali comunemente utilizzati in edilizia.

100% REUSE/RECYCLING OF INDUSTRIAL WASTE - FIRED TILES

Waste-fired tiles are fully reused in the production cycle. In addition, at the end of life, LEA CERAMICHE tiles can be recycled as materials for substrates for roads and buildings, thus reducing the use of gravel and natural aggregates commonly used in building.

RÉUTILISATION/RECYCLAGE DE 100 % DES REJETS DE CUISSON

Les rejets de cuisson sont entièrement réutilisés dans le cycle de production. En fin de vie, les carreaux Lea Ceramiche peuvent par ailleurs être utilisés comme granulats pour les soubassements de routes et de bâtiments, ce qui permet de réduire l'utilisation de gravier et de granulats naturels habituellement utilisés en construction.

WIEDERVERWENDEUNG/-VERWERTUNG ZU 100% DER BEIM BRENNEN DER FLIESEN ANFALLENDEN ABFÄLLE

Die beim Brennen der Fliesen anfallenden Abfälle werden vollständig wieder in den Produktionszyklus aufgenommen. Außerdem können die Fliesen Lea Ceramiche nach ihrem "Lebensende" als inertes Material als Untergrund für Straßen oder Gebäude verwendet werden und somit den Einsatz von gewöhnlicher Weise im Bauwesen eingesetzten Kies und inerten Naturmaterialien reduzieren.



RICICLO DEL 100% DEI RIFIUTI NON CERAMICI

Il 100% dei rifiuti non ceramici derivanti dalle attività produttive è gestito in modo differenziato e riciclato in altri processi produttivi.

100% INDUSTRIAL WASTE RECYCLED - NON CERAMIC WASTE

All non ceramic waste is sorted and recycled in other production cycles.

RECYCLAGE DE 100 % DES DÉCHETS NON CÉRAMIQUES

100 % des déchets non céramiques provenant de production sont triés de façon sélective puis recyclés dans d'autres processus de production.

100 % RECYCLING DES NICHT KERAMISCHEN ABFÄLLE

100 % der während dem Produktionsprozess anfallenden nicht keramischen Abfälle wird getrennt verwaltet und in anderen Produktionsprozessen wiederverwertet.



RIUTILIZZO DEL 100% DELLE ACQUE DI PROCESSO

La produzione di piastrelle di ceramica richiede ingenti quantitativi di acqua. Per salvaguardare questa importante risorsa naturale LEA CERAMICHE riutilizza il 100% delle acque reflue derivanti dal ciclo di produzione, generando una riduzione fino all'80% del fabbisogno idrico degli stabilimenti.

100% REUSE OF PROCESS WATER

The production of tiles requires large amounts of water. So as to safeguard this precious resource LEA CERAMICHE recycles 100% of waste water from the production cycle. This allows the reduction of water consumption by up to 80%.

RÉUTILISATION DE 100 % DES EAUX DE TRAITEMENT

La production de carreaux de céramique nécessite de grandes quantités d'eau. Pour sauvegarder cette importante ressource naturelle, LEA CERAMICHE réutilise 100 % des eaux usées provenant du cycle de production, générant une réduction jusqu'à 80% des besoins en eau des établissements.

WIEDERVERWERTUNG VON 100 % DES ABWASSERS

Die Herstellung von Keramikfliesen erfordert beträchtliche Wassermengen. Um diese wichtige Naturressource zu schützen, verwertet LEA CERAMICHE 100 % der Abwässer des Produktionszyklus wieder und ermöglicht somit eine Reduktion des Wasserbedarfs in den Anlagen von bis zu 80 %.



BASSE EMISSIONI IN ATMOSFERA

Gli importanti investimenti attuati nelle migliori tecnologie a disposizione permettono di realizzare i prodotti LEA CERAMICHE riducendo al minimo le emissioni gassose in atmosfera, raggiungendo livelli 10 volte inferiori ai severi limiti ambientali richiesti della legislazione italiana.

LOW GAS EMISSIONS INTO THE ATMOSPHERE

Significant investments in the best available technologies allow LEA CERAMICHE products to be manufactured with minimal gaseous emissions into the atmosphere, reaching levels 10 times lower than the strict environmental limits required by Italian legislation.

BASSES ÉMISSIONS DANS L'ATMOSPHÈRE

Les importants investissements actuels dans les meilleures technologies qui sont à notre disposition permettent de réaliser les produits LEA CERAMICHE, en réduisant au minimum les émissions de gaz dans l'atmosphère, et en atteignant des niveaux dix fois inférieurs aux limites environnementales très strictes fixées par la législation italienne.

NIEDRIGE EMISSIONSWERTE

Dank der starken Investitionen in die modernsten, verfügbaren Produktionstechnologien ist es uns möglich, sämtliche Produkte von LEA CERAMICHE so herzustellen, dass die Schadstoffemissionen in die Atmosphäre auf das Geringste reduziert werden. Wir erreichen dabei ein Niveau, das 10 mal unter den strengen Grenzwerten der italienischen Gesetzgebung liegt.



FORTE RIDUZIONE DEI CONSUMI ENERGETICI

L'uso di tecnologie all'avanguardia e di soluzioni impiantistiche ottimali riducono sensibilmente l'uso di gas metano nel processo produttivo.

100% RECYCLABLE MATERIAL USED FOR PACKAGING

The materials used for the packing of LEA CERAMICHE products are completely recyclable. These materials include cardboard boxes, plastic materials, wooden pallets, etc.

FORTE RÉDUCTION DES CONSOMMATIONS ÉNERGÉTIQUES

L'utilisation de technologies de pointe et de solutions d'installations optimales permettent de réduire considérablement la consommation de gaz méthane dans le processus de production.

BETRÄCHTLICHE REDUZIERUNG DES ENERGIEBEDARFS

Der Einsatz fortschrittlicher Technologien und optimaler Lösungen beim Bau der Anlagen reduzieren den Einsatz von Methangas beim Produktionsprozess auf beträchtliche Weise.



UTILIZZO DI IMBALLAGGI 100% RICICLABILI

I materiali impiegati per gli imballaggi dei prodotti LEA CERAMICHE (quali scatole, cartone, plastica, palette in legno, etc.) sono completamente riciclabili.

FAO PALLETS

LEA CERAMICHE uses bark-free pallets that comply with the IPPC / FAO ISPM 15 standard, thus offering importing countries every guarantee for the protection of their forest resources.

UTILISATION D'EMBALLAGES 100 % RECYCLABLES

Les matériaux utilisés pour les emballages des produits LEA CERAMICHE (tels que boîtes, carton, plastique, palettes en bois, etc.) sont complètement recyclables.

VERWENDUNG VON 100 % RECYCLEBAREN VERPACKUNGEN

Die Materialien, die zur Verpackung der Produkte von LEA CERAMICHE verwendet werden (Schachteln, Kartons, Kunststoffe, Holzpaletten, usw.) sind vollständig recyclebar.



PALLET FAO

LEA CERAMICHE utilizza pallet senza cortecchia conformi allo standard IPPC / FAO ISPM 15, offrendo quindi ai Paesi importatori ogni garanzia per la salvaguardia del proprio patrimonio forestale.

PALETTES FAO

LEA CERAMICHE utilise des palettes sans écorce (DB) conformes aux normes IPPC / FAO ISPM 15, offrant donc aux Pays importateurs la garantie de la préservation du patrimoine forestier.

FAO-PALETTEN

LEA CERAMICHE verwendet gemäß Standard IPPC/FAO ISPM 15 rindenfreie Paletten (DB) und gibt daher den Importländern die Garantie für den Schutz ihres Waldbestandes.

Certificazione di sistema.


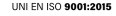
Management system certifications / Certifications du système de gestion / Qualitätsystem Zertifizierungen

Di seguito sono riportate le certificazioni di sistema ottenute da Panariagroup per i suoi stabilimenti, le divisioni commerciali e funzioni di servizio, a testimonianza dell'impegno del Gruppo verso le questioni etiche, ambientali, di sicurezza e qualità. Per maggiori dettagli e per scaricare i certificati vi invitiamo a consultare il nostro sito: leaceramiche.com.

Below are the system certifications obtained by Panariagroup for its factories, commercial divisions and service departments, testifying to the Group's commitment to ethical, environmental, safety and quality issues. For further details and to download the certificates please visit our website: leaceramiche.com.

Vous trouverez ci-dessous les certifications système obtenues par Panariagroup pour ses établissements. Les divisions commerciales et les fonctions de service, témoignant de l'engagement du Groupe en matière d'éthique, d'environnement, de sécurité et de qualité. Pour plus de détails et pour télécharger les certificats, nous vous invitons à consulter notre site Web : leaceramiche.com.

Im Folgenden sind die Zertifizierungen der Fertigungsstätten, Geschäftsbereiche und Serviceleistungen von Panariagroup aufgeführt, die das Engagement der Gruppe in Fragen der Ethik, des Umweltschutzes, der Arbeitssicherheit und der Qualität bezeugen. Bitte besuchen Sie unsere Webseite für weitere Information, und um die Zertifikate herunterzuladen: leaceramiche.com.

CERTIFICAZIONE CERTIFICATION	DESCRIZIONE DESCRIPTION	DESCRIPTION BESCHREIBUNG
	Ai sensi della Certificazione ISO 9001, tutte le fasi del processo produttivo, a partire dall'arrivo delle materie prime fino alla scelta e confezionamento del prodotto finito, vengono opportunamente verificate da personale esperto attraverso accurati controlli di qualità. Il sistema qualità dei siti produttivi Panariagroup viene verificato con frequenza annuale da un ente certificatore esterno attraverso accurate visite ispettive.	Conformément à la Certification ISO 9001, toutes les phases du processus de production, à partir de l'arrivée des matières premières jusqu'à la sélection et le conditionnement du produit fini, sont adéquatement vérifiées par du personnel qualifié qui effectue des contrôles de qualité approfondis. Le système qualité des sites de production Panariagroup est vérifié tous les ans par un organisme de certification externe au moyen de visites d'inspection approfondies.
	In accordance with the ISO 9001 certification, every step in the production process, from the arrival of the raw material to the packaging of the finished product, is verified by experienced personnel through accurate quality control. The quality of the Panariagroup production sites is audited yearly by an external agency through thorough inspections.	In Übereinstimmung mit der Zertifizierung ISO 9001, werden alle Schritte des Produktionsprozesses, von der Anlieferung der Rohstoffe bis zur Auswahl und Verpackung des Endprodukts von Fachpersonal durch eine sorgfältige Qualitätskontrolle überwacht. Das Qualitätssystem der Produktionsstätten der Panariagroup wird jährlich von einer externen Zertifizierungsstelle durch genaue Kontrollen überprüft.



UNI EN ISO 14001:2015

Ai fini della Certificazione ISO 14001 tutti gli aspetti ambientali inerenti all'attività di produzione di piastrelle vengono costantemente controllati, garantendo l'utilizzo delle migliori tecnologie presenti sul mercato per ridurre al minimo gli impatti ambientali generati. Il sistema ambientale dei siti produttivi Panariagroup viene verificato con frequenza annuale da un ente certificatore esterno attraverso accurate visite ispettive.

La Certification ISO 14001 impose un contrôle constant de tous les aspects environnementaux relatifs à l'activité de production de carreaux, garantissant l'utilisation des meilleures technologies présentes sur le marché afin de réduire au minimum l'impacte environnementale. Le système environnemental des sites de production Panariagroup est vérifié tous les ans par un organisme de certification externe au moyen de visites d'inspection approfondies.

In accordance with the ISO 14001 certification, all the environmental aspects concerned in the production of the tiles are constantly monitored, guaranteeing the use of the best technologies on the market in order to reduce the environmental impact. The environmental system of the Panariagroup production sites is audited yearly by an external agency through thorough inspections.

Im Hinblick auf die ISO 14001-Zertifizierung werden alle mit der Herstellung von Fliesen zusammenhängenden Umweltaspekte kontinuierlich überwacht und der Einsatz der besten Technologien auf dem Markt gewährleistet, um die Umweltbelastung auf ein Minimum zu reduzieren. Das Umweltschutzsystem der Produktionsstätten der Panariagroup wird jährlich von einer externen Zertifizierungsstelle durch genaue Kontrollen überprüft.

Le système communautaire de management environnemental et d'audit EMAS pour les organisations exige la création d'un Système de Gestion Environnemental basé sur l'amélioration constante des prestations. Le système est fondé sur la création d'un rapport de collaboration et de confiance les employés, avec les institutions du territoire et le public. La Déclaration Environnementale est le document final de ce processus.

Il sistema comunitario di ecogestione e audit EMAS per le organizzazioni richiede la creazione di un Sistema di Gestione Ambientale basato sul continuo miglioramento delle proprie prestazioni. Il sistema si fonda sulla creazione di un rapporto di collaborazione e fiducia con i dipendenti, con le istituzioni del territorio e con il pubblico. La Dichiarazione Ambientale è il documento finale di tale processo.

The EU EMAS Eco-Management and Audit Scheme for organisations requires the creation of a complete Environmental Management System based on constant improvement. The system aims to create cooperation and build trust between the company and the employees, local authorities and public. The Environmental Declaration is the final document of this process.

Das EU-Umweltmanagement- und -Auditsystem EMAS für Unternehmen verlangt die Einführung eines Umweltmanagementsystems, das auf der kontinuierlichen Verbesserung seiner eigenen Umweltleistung beruht. Das System basiert auf der Schaffung einer Beziehung der Zusammenarbeit und des Vertrauens mit den Mitarbeitern, den lokalen Behörden und der Öffentlichkeit. Die Umwelterklärung ist das abschließende Dokument dieses Prozesses.



Stabilimento di Toiano (RE) (IT-00239)

Certificazioni di prodotto.

Product certification / Certifications de produit / Produktzertifizierung

Di seguito riportate le certificazioni ottenute da Lea Ceramiche a testimonianza della massima attenzione e sensibilità verso le questioni etiche, ambientali e di sicurezza e qualità. Per maggiori dettagli e per scaricare i certificati vi invitiamo a consultare il nostro sito: leaceramiche.com.

Below are the certifications obtained by Lea Ceramiche attesting to the utmost attention and sensitivity shown towards ethical, environmental, safety and quality issues. For more details and to download the certificates, please visit our website: leaceramiche.com.

CERTIFICAZIONE CERTIFICATION	DESCRIZIONE DESCRIPTION	DESCRIPTION
	UPEC è una certificazione di prodotto rilasciata dall'istituto francese CSTB che verifica l'idoneità tecnica dei prodotti di prima scelta in relazione al tipo di destinazione d'uso.	UPEC is a product certification issued by the French institute CSTB that verifies the technical suitability of first choice products in relation to their intended use.
	La marcatura CE è la certificazione di sicurezza del prodotto richiesta dall'Unione Europea e ha lo scopo di salvaguardare la salute delle persone.	The CE mark is a safety certification required by the European Union with the intention of safeguarding health and safety.
	Il marchio KEY-MARK e il marchio Certiquality-UNI attestano che i prodotti certificati sono conformi alle normative europee per le piastrelle ceramiche.	The KEY-MARK and the Certiquality-UNI marks confirm that the certified products are compliant with the EU laws regarding ceramic tiles.
	La Dichiarazione Ambientale di Prodotto (EPD) comunica in modo trasparente le prestazioni ambientali del gres porcellanato Lea Ceramiche basandosi sull'analisi del ciclo di vita (LCA). I prodotti Lea Ceramiche possiedono EPD specifica di tipo III, certificata da ente terzo indipendente secondo le normative ISO 14025 e EN 15804 (PCR di riferimento). I Prodotti certificati EPD sono richiesti dai principali sistemi di certificazione degli edifici quali LEED (internazionale), BREEAM (Inghilterra), HQE (Francia) e DGNB (Germania), nonché in schemi legislativi in Italia (requisiti per appalti pubblici sostenibili). È una certificazione volontaria, che valorizza ancor più i materiali Lea Ceramiche perché prodotti secondo i migliori standard di sostenibilità e responsabilità.	The Environmental Product Declaration (EPD) is a document that communicates transparent information about the environmental characteristics of Lea Ceramiche porcelain tiles through its Life Cycle Assessment (LCA). Lea Ceramiche products have a type III specific EPD. This is certified by an independent third party according to ISO 14025 and EN 15804 standards (applicable PCR). EPD certified products are required by the main construction certifying bodies such as LEED (international), BREEAM (England), HQE (France), and DGNB (Germany), as well as the legislative frameworks in Italy (requisites for sustainable public contracts). It is a voluntary certification that gives additional value to Lea Ceramiche products because they are manufactured according to the highest standards of sustainability and responsibility.
	Il marchio GREENGUARD certifica i prodotti che negli ambienti interni garantiscono i più elevati standard di qualità dell'aria. Tutte le collezioni Lea Ceramiche in gres porcellanato e Slimtech hanno ottenuto la certificazione GREENGUARD GOLD, cioè lo standard di UL con i limiti più stringenti di emissioni di VOC, e sono perciò in grado di assicurare la migliore salubrità alle persone che vivono e che abitano gli ambienti. Per questo possono essere impiegate in ambienti come scuole e strutture sanitarie, frequentate da soggetti sensibili come i bambini e gli anziani. GREENGUARD GOLD è una certificazione ampiamente riconosciuta e richiesta dai programmi di edilizia sostenibile e dai regolamenti di progettazione e costruzione in tutto il mondo, come il LEED (internazionale) e il BREEAM (UK).	GREENGUARD certifies products that guarantee the highest standards of air quality in indoor environments. All porcelain stoneware and Slimtech Lea Ceramiche collections have obtained GREENGUARD GOLD certification, i.e. the UL standard with the strictest VOC emission limits, and are therefore able to ensure that they are as healthy as possible for the people who use and inhabit these environments. They can therefore be used in environments such as schools and health facilities, attended by sensitive individuals such as children and the elderly. GREENGUARD GOLD is a widely recognised certification required by sustainable building programmes and design and construction regulations around the world, such as LEED (international) and BREEAM (UK).
	Per gran parte dei suoi prodotti, Lea Ceramiche ha ottenuto una certificazione relativa al contenuto di materiale riciclato pre-consumer. Questa caratteristica di eco-sostenibilità contribuisce all'ottenimento di crediti previsti da diversi standard edilizi internazionali.	For most of its products, Lea Ceramiche has obtained certification for the content of pre-consumer recycled material. This eco-sustainability feature contributes to obtaining credits according to several international building standards.
	Lea Ceramiche è membro del U.S. Green Building Council e del Green Building Council ITALIA, organizzazioni che promuovono la realizzazione di edifici ed opere nel rispetto dell'ambiente, della salute e del benessere delle persone che ci vivono e lavorano. Le schede LEED delle serie Lea Ceramiche sono disponibili su richiesta, sia secondo il protocollo LEED V4 che secondo i protocolli del GBC Italia.	Lea Ceramiche is a member of the U.S. Green Building Council and of the Green Building Council ITALIA. These organizations promote the construction of buildings and other works which respect the environment as well as the health and well-being of the people who live and work within them. The LEED data sheets for the Lea Ceramiche series are available on request, both according to the LEED V4 protocol and to the GBC Italia protocols.

Ci-après, les certifications obtenues par Lea Ceramiche qui témoignent de la plus haute attention et sensibilité envers les questions éthiques, environnementales, de sécurité et de qualité. Pour plus de détails et pour télécharger les certificats, nous vous invitons à consulter notre nouveau site : leaceramiche.com.

Im Folgenden finden Sie die Zertifizierungen, die Lea Ceramiche als Zeichen der Anerkennung für die großen Bemühungen und die Sorgfalt im Umgang mit ethischen, ökologischen, Sicherheits- und Qualitätsfragen ausgestellt wurden. Für weitere Informationen und um die Zertifikate herunterzuladen, besuchen Sie bitte unsere Website: leaceramiche.com.

CERTIFICATIONS BESCHEINIGUNG	DESCRIPTION	BESCHREIBUNG
	L'UPEC est une certification de produit délivrée par l'institut français CSTB qui vérifie l'adéquation technique des produits de premier choix par rapport au type d'usage prévu.	UPEC ist eine Produktzertifizierung, die von dem französischen Institut CSTB ausgestellt wird und die technische Eignung von Produkten erster Wahl im Hinblick auf ihren Verwendungszweck prüft.
	La marque CE est la certification de sécurité des produits demandé par l'Union Européenne ayant comme objectif la protection et la santé des personnes.	Die CE-Kennzeichnung ist die von der Europäischen Union geforderte Zertifizierung der Produktsicherheit und dient dem Schutz der Gesundheit der Menschen.
	Le Label KEY-MARK et le Label Certiquality-UNI attestent que les produits certifiés sont conformes aux normes européennes pour les carreaux céramiques.	Die Kennzeichnung KEY-MARK und die Kennzeichnung Certiquality-UNI bescheinigen, dass die zertifizierten Produkte den Europäischen Richtlinien für Keramikfliesen entsprechen.
	La Déclaration Environnementale Produit (DEP) communique de manière transparente les performances environnementales du grès cérame Lea Ceramiche en se basant sur l'analyse du cycle de vie (ACV). Les produits Lea Ceramiche possèdent la déclaration environnementale (DEP) de type III, certifiée par un tiers indépendant conformément aux normes ISO 14025 et EN 15804 (PCR de référence). Les produits certifiés DEP sont requis par les principaux organismes de certification pour la construction comme LEED (pour l'international), BREEAM (Angleterre), HQE (France) et DGNB (Allemagne), et par les cadres législatifs prévus en Italie (conditions pour participer aux marchés publics durables). Cette certification est une démarche volontaire, et vise à apporter une valeur supplémentaire aux matériaux Lea Ceramiche, fabriqués de manière responsable et selon les meilleurs standards écologiques.	Die Umwelt-Produktdeklaration (EPD) macht die Umweltleistung des Feinsteinzeugs von Lea Ceramiche auf der Grundlage der "Lebensdaueranalyse" (LCA) transparent. Die Produkte Lea Ceramiche verfügen über eine EPD vom Typ III, die von einem unabhängigen Dritten nach den Normen EN 14025 und EN 15804 (Referenz-PCR) zertifiziert wurde. EPD-zertifizierte Produkte werden von den wichtigsten Gebäudezertifizierungssystemen verlangt, wie z.B. LEED (International), BREEAM (England), HQE (Frankreich) und DGNB (Deutschland), sowie von den gesetzlichen Regelungen in Italien (Anforderungen an ein nachhaltiges öffentliches Auftragswesen). Es handelt sich um eine freiwillige Zertifizierung, die den Wert der Materialien von Lea Ceramiche zusätzlich unterstreicht, da sie nach den höchsten Anforderungen an Nachhaltigkeit und Verantwortung hergestellt werden.
	La marque GREENGUARD certifie les produits qui garantissent les standards de qualité de l'air les plus élevés dans les environnements intérieurs. Toutes les collections Lea Ceramiche en grès cérame et Slimtech ont obtenu la certification GREENGUARD GOLD, qui est le standard de UL ayant les critères les plus sévères en matière d'émission de COV, et elles sont en mesure de garantir la meilleure salubrité aux personnes qui vivent et habitent dans ces environnements. Elles peuvent donc être utilisées dans des endroits comme les structures sanitaires, fréquentées par des individus sensibles tels que les enfants et les personnes âgées. GREENGUARD GOLD est une certification amplement reconnue et exigée par les programmes de construction durable et par les règlements de conception et construction du monde entier, comme le LEED (international) et le BREEAM (GB).	Die Marke GREENGUARD zertifiziert die Produkte, die in Innenbereichen höchste Luftqualität garantieren. Alle Feinsteinzeug- und Slimtech-Kollektionen von Lea Ceramiche besitzen die GREENGUARD GOLD-Zertifizierung, d.h. den UL-Standard mit den strengsten Grenzwerten für VOC-Emissionen, und gewährleisten somit die bestmögliche Gesundheitsverträglichkeit für die Menschen, die in den Räumen leben. Deshalb können sie in Umgebungen wie Schulen und Gesundheitseinrichtungen eingesetzt werden, die von empfindlichen Personen wie Kindern und älteren Menschen besucht werden. GREENGUARD GOLD ist eine weithin anerkannte Zertifizierung, die von nachhaltigen Bauprogrammen sowie weltweiten Planungs- und Baubewertungssystemen wie LEED (international) und BREEAM (Vereinigtes Königreich) verlangt wird.
	Pour la plupart de ses produits, Lea Ceramiche a obtenu une certification liée à la teneur en matière recyclée pré-consommateur. Cette caractéristique de l'éco-durabilité contribue à l'obtention de crédits fournis par différentes normes de construction internationales.	Für die meisten seiner Produkte hat Lea Ceramiche gewonnen eine Zertifizierung in Bezug auf den Inhalt des Materials recycelter Pre-Consumer. Dieses Merkmal der ökologischen Nachhaltigkeit trägt dazu bei, Kredite von unterschiedliche internationale Bauvorschriften.
	Lea Ceramiche est membre de l'U.S. Green Building Council et du Green Building Council d'ITALIE, organisations qui promeuvent la réalisation d'édifices et d'ouvrages qui respectent l'environnement, la santé et le bien-être des personnes qui y vivent et y travaillent. Les fiches LEED des collections Lea Ceramiche sont disponibles sur demande, aussi bien selon le protocole LEED V4 que selon les protocoles de GBC Italie.	Lea Ceramiche ist Mitglied des US-Green Building Councils und des Green Building Councils ITALIEN, beides Organisationen, die den Bau von Gebäuden und Bauwerken unter Berücksichtigung der Umwelt, Gesundheit und des Wohlbefindens der Menschen, die darin leben und arbeiten, fördern. Die LEED-Zertifikate für die Serie Lea Ceramiche sind sowohl gemäß LEED V4 als auch gemäß den Protokollen von GBC Italia auf Anfrage erhältlich.

Prodotti certificati.

Certified products / Produits certifiés / Zertifizierte Produkte

serie
series
serien



Anthology			•
Basaltina Stone Project	•		•
Bio Recover			•
Bio Select			•
Cliffstone	•	•	•
Concreto	•		•
Delight	•		•
Dreaming			•
Masterpiece			•
Nextone	•	•	•
Waterfall	•	•	•

SLIMTECH



Slimtech Concreto	•
Slimtech Delight	•
Slimtech Nextone	•
Slimtech Take Care	•
Slimtech Waterfall	•

I classamenti UPEC dei singoli prodotti Lea Ceramiche, compresi quelli delle nuove collezioni 2022, sono scaricabili dal sito www.cstb.fr o tramite il link <http://webapp.cstb.fr/upec-ceramique/index.php>.
The UPEC classifications of the individual Lea Ceramiche products, including those in the new 2022 collections, can be downloaded from www.cstb.fr or via the link <http://webapp.cstb.fr/upec-ceramique/index.php>.
Les classements UPEC de chaque produit Lea Ceramiche, y compris ceux des nouvelles collections 2022, peuvent être téléchargés sur le site www.cstb.fr ou à travers le lien <http://webapp.cstb.fr/upec-ceramique/index.php>.
Die UPEC-Klassifizierungen der einzelnen Produkte von Lea Ceramiche, darunter auch jene der neuen Kollektionen 2022, können von der Seite www.cstb.fr oder über den Link <http://webapp.cstb.fr/upec-ceramique/index.php> heruntergeladen werden.

I certificati del contenuto di riciclato, compresi gli aggiornamenti 2022, sono scaricabili dal sito www.leaceramiche.it alla sezione Download/Certificazioni
Recycled content certificates, including the 2022 updates, can be downloaded from www.leaceramiche.it in the Downloads/Certifications section.
Les certificats sur la teneur en matière recyclée, y compris les mises à jour 2022, peuvent être téléchargés sur le site www.leaceramiche.it dans la section Téléchargement /Certifications.
Die Zertifikate zum Recyclinganteil, darunter auch die Aktualisierungen 2022, können von der Seite www.leaceramiche.it im Bereich Download/Zertifizierungen heruntergeladen werden.



UNI-CERTIQUALITY-KEY MARK
I certificati sono disponibili su richiesta
Certificates are available upon request
Les certificats sont disponibles sur demande
Zertifikate sind auf Anfrage erhältlich

Norme tecniche di riferimento.

Technical standards / Normes techniques / Technische Bezugsnormen



RESISTENZA ALL'ABRASIONE PROFONDA DEEP ABRASION RESISTANCE | RÉSISTANCE À L'ABRASION PROFONDE | TIEFENABRIEBFESTIGKEIT

ISO 10545-6

Le superfici non smaltate (UGL) sono sottoposte al metodo dell'abrasione profonda; questo test determina il volume di materiale che viene asportato dalla superficie con un disco abrasivo dopo 150 giri. Tanto minore è il volume asportato tanto più resistente è il materiale.

Unglazed (UGL) surfaces are subjected to the deep abrasion method; this test measures the volume of material removed from the surface with an abrasive disc after 150 rotation cycles. The lower the volume removed, the more resistant the material.

Les surfaces non émaillées (UGL) sont soumises à la méthode de l'abrasion profonde : ce test détermine le volume de matériau éliminé de la surface à l'aide d'un disque abrasif au bout de 150 tours. La résistance est d'autant plus importante que le volume de matériau éliminé est faible.

Unglasierte Oberflächen (UGL) werden einem Tiefenabriebfestigkeitstest unterzogen. Dieser Test bestimmt die Materialmenge, die mit einer Schleifscheibe nach 150 Umdrehungen von der Oberfläche abgetragen wird. Je geringer das abgetragene Materialmenge, um so beständiger ist das Material.



RESISTENZA AL GELO FROST RESISTANCE | RÉSISTANCE AU GEL | FROSTBESTÄNDIGKEIT

ISO 10545-12

I materiali ceramici posati in esterno subiscono danneggiamenti dovuti al gelo se possiedono una certa porosità. Quando l'acqua eventualmente assorbita ghiaccia, aumenta il proprio volume determinando forti sollecitazioni meccaniche interne che possono tradursi in distacchi di materiale sulla superficie. Le piastrelle Lea Ceramiche sono ingelive quando, in virtù della porosità quasi nulla, superano sempre il test ISO 10545-12 che prevede 100 cicli gelo/disgelo tra -5°C e +5°C senza subire nessun danno.

Ceramic materials laid outdoors suffer frost damage if their porosity is above a certain level. When any water absorbed freezes, it increases in volume, generating strong internal mechanical stresses which may cause the material to detach from the underlying surface. Lea Ceramiche tiles are frostproof because, thanks to their negligible porosity, they always comply with the ISO 10545-12 test comprising 100 frost/defrost cycles between -5°C and +5°C without suffering any damage.

Les matériaux céramiques posés en extérieur subissent des dommages provoqués par le gel lorsqu'ils sont légèrement poreux. Lorsque l'eau éventuellement absorbée gèle, son volume augmente, ce qui a pour effet d'exercer de fortes sollicitations mécaniques internes qui peuvent se traduire par un détachement des carreaux de la surface de pose. Leur porosité étant quasi nulle, les carreaux Lea Ceramiche sont ingélifs. Ils ont en effet réussi avec succès le test ISO 10545-12 qui prévoit 100 cycles de gel/dégel entre -5°C et +5°C sans subir aucun dommage.

Die in Außenbereichen verlegten keramischen Materialien werden durch Frost beschädigt, wenn sie eine bestimmte Porosität aufweisen. Wenn das mögliche aufgenommene Wasser vereist, dehnt es sich aus und führt zu inneren mechanischen Belastungen, die zur Ablösung von Material an der Oberfläche führen können. Die Fliesen Cotto d'Este sind frostbeständig, da sie so gut wie gar nicht porös sind, und daher den Test nach ISO 10545-12, der 100 Gefrier- und Tautzyklen zwischen -5°C und +5°C vorsieht, stets unbeschadet bestehen.



RESISTENZA ALL'ATTACCO CHIMICO CHEMICAL RESISTANCE | RÉSISTANCE À L'ATTAQUE CHIMIQUE | CHEMIKALIENBESTÄNDIGKEIT

ISO 10545-13

Il metodo determina la resistenza chimica di piastrelle sia smaltate che non smaltate, utilizzando acidi (cloridrico, citrico, lattico) e basi (idrossido di potassio) a bassa (L) e ad alta (H) concentrazione. La classificazione viene effettuata come segue:
LA, HA: Resistente;
LB, HB: Modifica dell'aspetto della superficie;
LC, HC: Perdita parziale o completa della superficie originale.

This method measures the chemical resistance of both glazed and unglazed tiles, using acids (hydrochloric, citric and lactic) and bases (potassium hydroxide) at low (L) and high (H) concentration. The classification is as follows:
LA, HA: Resistant;
LB, HB: Changes in appearance of surface;
LC, HC: partial or complete loss of original surface.

Cette méthode permet de mesurer la résistance chimique de carreaux émaillés et non-émaillés en utilisant différents acides (chlorhydrique, citrique et lactique) et des bases (hydroxyde de potassium) à basse (L) et haute (H) concentration. La classification est la suivante:
LA et HA: résistant;
LB et HB: modification de l'aspect de la surface;
LC et HC: perte partielle ou totale de la surface d'origine.

Die Methode bestimmt die Chemikalienbeständigkeit sowohl glasierter als auch unglasierter Fliesen, unter Verwendung von Säuren (Salzsäure, Zitronensäure, Milchsäure) und Laugen (Kaliumhydroxyd) inschwacher (L) und starker (H) Konzentration. Die Einstufung findet wie folgt statt:
LA, HA: beständig;
LB, HB: Veränderung der Oberflächenoptik;
LC, HC: Teilweiser oder vollständiger Verlust der Originaloberfläche.



RESISTENZA ALLE MACCHIE STAIN RESISTANCE | RÉSISTANCE AUX TACHES | FLECKENBESTÄNDIGKEIT

ISO 10545-14

La superficie d'esercizio viene posta a contatto con tre agenti macchianti, olio d'oliva, soluzione alcolica di iodio e verde cromo in olio leggero; dopo 24 ore si procede alla pulizia.
Classe 5 - macchia rimossa con acqua calda corrente per 5 minuti;
Classe 4 - macchia rimossa mediante pulizia manuale con detergente debole;
Classe 3 - macchia rimossa mediante pulizia meccanica con detergente forte;
Classe 2 - macchia rimossa mediante immersione in idoneo solvente per 24 ore;
Classe 1 - macchia non rimossa.

The operating surface is subject to three staining agents, olive oil, iodine alcohol solution and chromic green in light oil; after 24 hours the surface is cleaned.
Class 5 - stain removed within 5 minutes under warm running water;
Class 4 - stain removed by manual cleaning with mild detergent;
Class 3 - stain removed by mechanical cleaning with strong detergent;
Class 2 - stain removed by dipping in suitable thinner for 24 hours;
Class 1 - stain not removed.

La surface de travail est mise au contact de trois agents tachants, huile d'olive, solution alcoolique à base d'iode et vert de chrome dans une huile légère ; le nettoyage est effectué après 24 heures.
Classe 5 - tache enlevée à l'eau chaude courante (5 minutes);
Classe 4 - tache enlevée par nettoyage manuel avec un produit léger;
Classe 3 - tache enlevée par nettoyage mécanique avec un détergent fort;
Classe 2 - tache enlevée par immersion dans un solvant approprié pendant 24 heures;
Classe 1 - tache tenace.

Die Arbeitsfläche wird drei färbenden Substanzen ausgesetzt, Olivenöl, alkoholischer Jodlösung und Grünchrom in Leichtöl und nach 24 Stunden gereinigt.
Klasse 5 - Der Fleck verschwindet nach 5-minütigen Abspülen mit warmem Wasser.
Klasse 4 - Der Fleck verschwindet nach einer Reinigung von Hand mit einem sanften Reinigungsmittel.
Klasse 3 - Der Fleck verschwindet nach einer mechanischen Reinigung mit einem starken Reinigungsmittel.
Klasse 2 - Der Fleck verschwindet nach einem 24-stündigen Tauchbad in einem geeigneten Lösungsmittel.
Klasse 1 - Der Fleck kann nicht entfernt werden.



ASSORBIMENTO D'ACQUA WATER ABSORPTION | ABSORPTION D'EAU | WASSERAUFNAHMEFÄHIGKEIT

ISO 10545-3

La capacità di un materiale ceramico di assorbire acqua è in relazione alla sua porosità. I prodotti Lea Ceramiche, grazie alle materie prime molto pregiate e alle avanzate tecnologie produttive, offrono sempre una compattezza eccezionale e conseguentemente valori minimi di porosità. L'assorbimento d'acqua rappresenta la quantità d'acqua assorbita dalla piastrella ceramica e viene espressa come % riferita alla massa.

A ceramic material's capacity to absorb water depends on its porosity. Thanks to the quality raw materials used and the state-of-the-art production technologies, Lea Ceramiche products are always outstandingly compact, meaning that their porosity is negligible. Water absorption represents the quantity of water absorbed by the ceramic tile and is measured as a % of the weight.

La capacité d'absorption d'eau d'un matériau céramique dépend de sa porosité. Grâce à la très haute qualité des matières premières utilisées et à des technologies de production avancées, les produits Lea Ceramiche garantissent un degré de compacité exceptionnel synonyme de porosité minimale. L'absorption d'eau représente la quantité d'eau absorbée par le carreau céramique et est exprimée en % par rapport à la masse.

Die Wasseraufnahmefähigkeit eines keramischen Materials ist von seiner Porosität abhängig. Lea Ceramiche Produkte weisen dank ihrer sehr hochwertigen Rohstoffe und ihrer fortschrittlichen Produktionstechniken stets eine ausgezeichnete kompakte Beschaffenheit und minimale Porosität auf. Der Wert drückt den Aufnahmeprozentsatz im Verhältnis zur Masse aus. Die Wasseraufnahme bezieht sich auf die von der Keramikfliese aufgenommene Wassermenge und wird in % im Verhältnis zur Masse ausgedrückt.



CLASSE REQUISITI MECCANICI (CARRABILITÀ)
MECHANICAL REQUIREMENTS CLASS (VEHICULAR PASSAGE) | CLASSE EXIGENCES MÉCANIQUE
(DALLES DE VOIRIE) | KLASSE DER MECHANISCHEN ANFORDERUNGEN (BEFAHRBARKEIT)

EN 1339

Le lastre per strade e coperture in cemento sono soggette a marcatura NF, la cui gestione è garantita da CERIB su incarico di AFNOR Certification.

· Classi di denominazione NF riconducibili all'uso

Corrispondono alle classi di requisiti della norma P 98-335 in merito al dimensionamento e alla realizzazione di pavimentazioni.

Les dalles de voirie et de toiture en béton font l'objet d'une marque NF dont la gestion est assurée par le CERIB par mandat de l'organisme de normalisation AFNOR.

· Classes d'appellation NF liées à l'usage

Elles correspondent aux classes d'exigences de la norme P 98-335 concernant le dimensionnement et la mise en oeuvre des chaussées.

Classe		S4	T7	T11	U14	U25	U30
Destinazione STRADA & COPERTURE Destination VOIRIE & TOITURE	Posa su sabbia o malta Pose sur sable ou mortier	Veicoli con carico per ruota < 0,6 t Véhicules de charge par roue < 0,6 t	Veicoli con carico per ruota < 0,9 t Véhicules de charge par roue < 0,9 t	Veicoli con carico per ruota < 2,5 t Véhicules de charge par roue < 2,5 t		Veicoli con carico per ruota ≤ 6,5 t Véhicules de charge par roue ≤ 6,5 t	
	Posa su sostegni Pose sur plots	/	Solo accesso pedonale Accès piétons exclusivement	Circolazione occasionale e a bassa velocità Circulation occasionnelle et à vitesse réduite	Circolazione normale Circulation normale	Circolazione occasionale e a bassa velocità Circulation occasionnelle et à vitesse réduite	Circolazione normale Circulation normale
			Uso moderato di piccola superficie (ad esempio, terrazze private) e altezza dei sostegni ≤ 15 cm Usage modéré sur petite surface (par ex: terrasses privées) et hauteur des plots ≤ 15 cm	Uso collettivo o pubblico Usage collectif ou public	Veicoli con carico per ruota < 0,9 t in circolazione a velocità ridotta e per 40 veicoli/giorno/direzione al massimo (parcheggio, ...) Véhicules de charge par roue < 0,9 t circulant à vitesse réduite et à raison de 40 véhicules/jour/sens au maximum (aires de stationnement, ...)	/	/



SFORZO DI ROTTURA (S)
BREAKING STRENGTH (S) | CHARGE DE RUPTURE (S) | BRUCHWIDERSTAND (S)

ISO 10545-4

Questo parametro serve per valutare la capacità della piastrella di sopportare carichi statici e dinamici quando è posta in esercizio. La norma considera la piastrella come una trave, posta su due rulli distanti tra loro, mentre al centro viene applicata una forza tramite un terzo rullo. Il carico di rottura è il peso che viene sopportato prima della rottura della piastrella. Il carico di rottura effettivo della piastrella in opera è notevolmente superiore a quello misurato in laboratorio.

This parameter is used to assess the ceramic tile's capacity to withstand static and dynamic loads after laying. The standard considers the tile as a beam, placed on two rollers a certain distance apart, while a third roller applies a force to its centre. The breaking strength is the weight the tile withstands before breaking. The actual breaking strength of a tile after laying is considerably higher than the value measured in the laboratory.

Ce paramètre permet d'évaluer la capacité qu'a le carreau de supporter des charges statiques et dynamiques. La norme considère le carreau comme une poutre posée sur deux rouleaux distants l'un de l'autre alors qu'au centre du carreau est appliquée une force par l'intermédiaire d'un troisième rouleau. La charge de rupture est le poids supporté avant rupture du carreau. La charge de rupture effective du carreau après pose est tolégere nettement supérieure à celle mesurée en laboratoire.

Dieser Parameter dient zur Bewertung der Fähigkeit der im verlegten Zustand statischen und dynamischen Belastungen standzuhalten. Die Norm betrachtet die Fliese als einen Balken, der auf zwei voneinander distanzierten Rollen liegt, während in der Mitte über eine dritte Rolle eine Kraft angelegt wird. Die Bruchlast ist das ausgehaltene Gewicht, bevor die Fliese bricht. Die tatsächliche Bruchfestigkeit der verlegten Fliese ist wesentlich höher als die im Labor gemessene Bruchfestigkeit.

ASTM C 648

Il metodo di prova consiste nell'appoggiare la piastrella sulle estremità di tre aste cilindriche oppure su tre cuscinetti a sfera per piastrelle, aventi un'area facciale pari a 6,25 pollici² (40 cm²) o area minore, disposte/i in modo da formare un triangolo equilatero. È pertanto applicata una forza di entità prestabilita al centro del supporto triangolare. Tale forza è mantenuta fino alla rottura del campione.

The test method consists in placing the tile on the ends of three cylindrical rods, or on three ball bearings for tiles having a facial area of 6.25 in² (40 cm²) or less, arranged in an equilateral triangle, and applying force at the centre of the triangular support, until the specimen breaks.

La méthode d'essai consiste à poser le carreau sur les extrémités de trois tiges cylindriques ou sur trois roulements à billes pour les carreaux ayant une surface de 6,25 pouces² (40 cm²) ou inférieure, disposées/és de façon à former un triangle équilatéral. L'essai prévoit ensuite l'application d'une force prédéterminée au centre du support triangulaire, jusqu'à la rupture de l'échantillon.

Die Testmethode besteht darin, die Fliese auf die Enden von drei Rundstäben oder auf drei Fliesenrollenlager mit einer Frontfläche von 6,25 Zoll² (40 cm²) oder weniger zu legen, die so angeordnet sind, dass sie ein gleichseitiges Dreieck bilden. Dann wird in der Mitte dieses dreieckigen Trägers eine zuvor festgelegte Kraft angelegt, bis die Fliesenprobe bricht.

GRADO DI STONALIZZAZIONE
SHADE VARIATION | DEGRÉ DE VARIABILITÉ CHROMATIQUE | ABTÖNUNGSGRAD

ANSI A137.1 - ANSI A137.3 (SLIMTECH)

Classificazione estetica e variazioni di tono. Il colore, la struttura e l'aspetto delle piastrelle possono variare secondo le specifiche del produttore definite per la particolare serie di piastrelle o linea di prodotto. Le seguenti designazioni di "classe estetica" sono fornite nella Tabella, affinché il produttore possa comunicare le caratteristiche estetiche di un particolare prodotto.

Aesthetic classification and shade variations. Tiles may vary in color, texture, or appearance according to the manufacturer's design for that particular tile series or product line. The following aesthetic class designations have been provided in the Table, so that the manufacturer may describe the aesthetic characteristics of a particular product.

Classification esthétique et variations de tonalité. La couleur, la structure et l'aspect des carreaux peuvent varier en fonction des spécifications du producteur définies pour la série de carreaux ou la ligne de produit spécifique. Les désignations de « classe esthétique » suivantes sont fournies dans le Tableau pour permettre au producteur de communiquer les caractéristiques esthétiques d'un produit particulier.

Optische Klassifizierung und Tonvariationen. Die Farbe, die Struktur und das Aussehen der Fliesen können aufgrund der für die besondere Fliesenserie oder Produktreihe festgelegten Spezifikationen seitens des Herstellers variieren. Die folgenden Bezeichnungen der „Kategorie“ sind in der Tabelle angegeben, damit der Hersteller die ästhetischen Merkmale eines bestimmten Produkts vermitteln kann.



NULLA

Aspetto molto uniforme. I pezzi della stessa variante di colore sono molto uniformi.

NONE


Very uniform appearance. Pieces of the same colour variant are very uniform.

NUL

Aspect très uniforme. Les pièces de la même variante de couleur sont très uniformes.

NICHTIG

Sehr gleichmäßiges Erscheinungsbild. Die Fliesen der gleichen Farbvariante sind sehr gleichmäßig.



LIEVE

Aspetto uniforme. Le differenze fra i pezzi di un lotto di produzione sono minime.

MINOR

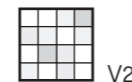
Uniform appearance. Differences among pieces from the same production batch are minimal.

LÉGER

Aspect uniforme. Les différences entre les pièces d'un même lot de production sont minimes.

LEICHT

Gleichmäßiges Erscheinungsbild. Die Unterschiede zwischen den Fliesen eines Produktionsloses sind minimal.



BASSO

Variazioni minime. Differenze chiaramente visibili nella struttura e/o nel design fra pezzi di colori simili.

LOW

Slight variation. Clearly distinguishable differences in texture and/or pattern within similar colors.

FAIBLE

Variations minimes. Différences clairement visibles au niveau de la structure et/ou du design entre les pièces caractérisées par des couleurs similaires.

GERING

Minimale Abweichungen. Deutlich sichtbare Unterschiede in der Struktur und/oder im Design zwischen Fliesen ähnlicher Farbe.



MEDIO

Variazioni moderate. Benché i colori e la struttura di un singolo pezzo possano essere identificativi dei colori e della struttura degli altri pezzi, la variazione di colore e di struttura di ciascun pezzo può variare in maniera significativa. Si consiglia di esaminare la gamma prima dell'eventuale scelta.

MEDIUM

Moderate variation. While the colors and or texture present on a single piece of tile will be indicative of the colors and or texture to be expected on the other tiles, the variation of colors and or texture on each piece may vary significantly. It is recommended that the range be viewed before selection.

MOYEN

Variations modérées. Même si les couleurs et la structure d'une seule pièce peuvent identifier les couleurs et les structures des autres pièces, la variation de la couleur et de la structure de chaque pièce peut être significative. Il est conseillé d'examiner la gamme avant de choisir.

MITTEL

Mäßige Abweichungen. Obwohl die Farben und die Struktur einer einzelnen Fliese kennzeichnend für die Farben und die Struktur der anderen Fliesen sein können, können die Farbe und die Struktur jeder einzelnen Fliese beträchtliche Abweichungen aufweisen. Es empfiehlt sich vor einer möglichen Auswahl die Produktpalette zu überprüfen.



ALTO

Variazioni sostanziali. Differenze casuali di colore o struttura da piastrella e piastrella, di conseguenza una piastrella può avere colori e/o struttura totalmente diversi da altre piastrelle. Pertanto, il risultato finale sarà unico e non ripetibile. Si consiglia di esaminare la gamma prima dell'eventuale scelta.

MAJOR

Substantial variation. Random color and or texture differences from tile to tile, so that one tile may have totally different colors and or texture from that on other tiles. Thus, the final installation will be unique. It is recommended that the range be viewed before selection.

ÉLEVÉ

Variations importantes. Différences aléatoires au niveau de la couleur ou de la structure d'un carreau à l'autre. Un carreau peut ainsi présenter des couleurs et/ou une structure totalement différentes de celles d'autres carreaux. Le résultat final sera donc unique et non reproductible. Il est conseillé d'examiner la gamme avant de choisir.

STARK

Starke Abweichungen. Zufällige Farboder Strukturunterschiede zwischen den einzelnen Fliesen, folglich kann sich die Farbe und/oder Struktur einer Fliese vollkommen von den anderen Fliesen unterscheiden, und das Endergebnis ist daher einmalig und nicht wiederholbar. Es empfiehlt sich vor einer möglichen Auswahl die Produktpalette zu überprüfen.

CARATTERISTICHE TECNICHE: GRES PORCELLANATO LAMINATO.



TECHNICAL FEATURES LAMINATED PORCELAIN STONEWARE / CARACTÉRISTIQUES TECHNIQUES DU GRÈS CÉRAME LAMINÉ / TECHNISCHE EIGENSCHAFTEN DES LAMINIERTES FEINSTEINZEUG

CONFORME - ACCORDING TO - CONFORME - GEMÄß: ISO 13006 G - EN 14411 G			LEA	LEA
CARATTERISTICHE TECNICHE TECHNICAL FEATURES CARACTÉRISTIQUES TECHNIQUES TECHNISCHE EIGENSCHAFTEN	metodo di prova test method méthode d'essai prüfmethode	requisiti prescritti required values valeur requise vorgeschriebener wert ISO 13006 - G / EN 14411 - G Bia UGL	valori medi average values valeurs moyennes durchschnittliche werte slimtech 3plus, 5plus, 6plus (lastra + fiba di vetro) (slab + fibreglass)	valori medi average values valeurs moyennes durchschnittliche werte slimtech 6mm
assorbimento d'acqua water absorption absorption d'eau wasserabsorption	ISO 10545-3	≤ 0,5%	0,1%*	0,1%
resistenza alla flessione modulus of rupture résistance à la flexion beigefestigkeit	ISO 10545-4	≥ 35 N/mm ²	50 N/mm ²	50 N/mm ²
resistenza all'abrasione profonda résistance to deep abrasion résistance à l'abrasion profonde widerstand gegen tiefenabrieb	ISO 10545-6	≤ 175 mm ³	conforme compliant conforme gemäß	conforme compliant conforme gemäß
dilatazione termica lineare linear thermal expansion dilatation thermique linéaire thermische dilatation	ISO 10545-8	requisito non previsto no provision non prévu nicht erforderlich	α ≤ 7x10 ⁻⁶ °C ⁻¹	α ≤ 7x10 ⁻⁶ °C ⁻¹
resistenza alle macchie stain resistance résistance aux taches fleckenbeständigkeit	ISO 10545-14	classe 3 min.	5 (resistente) (résistant) (beständig) ≥ 3 (lev)	5 (resistente) (résistant) (beständig) ≥ 3 (lev - touch - smooth)
resistenza attacco chimico** chemical resistance résistance chimique chemischee beständigkeit	ISO 10545-13	come indicato dal produttore as indicated by manufacturer comme indiqué par le producteur wie wom hersteller angegeben	LA - HA (resistente) (résistant) (beständig) LB - HB (lev)	LA - HA (resistente) (résistant) (beständig) LB - HB (lev - touch - smooth)
resistenza al gelo frost resistance résistance au gel frostbeständigkeit	ISO 10545-12	nessuna alterazione no alterations aucune alteration keine änderung	resistente resistant résistant beständig	resistente resistant résistant beständig
reazione al fuoco fire reaction réaction au feu Brandverhalten	EN 13823 EN 9239-1	CPR (UE) 305/2011, 2000/147/CE UNI EN 13501-1	Classe / Class A2 s1,d0 (wall) Classe / Class A2 _{fr} -s1 (floor)	Classe / Class A1 (wall) Classe / Class A1 _{fr} (floor)
conducibilità termica thermal conductivity conductivité thermique Wärmeleitfähigkeit	EN 12524	-	λ = 1,3 W/mK / 0.7 BTU/ft h °F	λ = 1,3 W/mK / 0.7 BTU/ft h °F
caratteristiche dimensionali dimensions caracteristiques dimensionnelles sctenmasse	lunghezza e larghezza length and width longueur et largeur länge und breite	ISO 10545-2	± 0,3% max ± 1mm	conforme compliant conforme gemäß
	rettilinearità spigoli straightness of sides rectitude des arêtes kantengeradheit	ISO 10545-2	± 0,3% max ± 0,8mm	conforme compliant conforme gemäß
	ortogonalità rectangularity orthogonalité rechtwinkligkeit	ISO 10545-2	± 0,3% max ± 1,5mm	conforme compliant conforme gemäß
	planarità flatness planéité ebenflächigkeit	ISO 10545-2	± 0,4% max ± 1,8mm	conforme compliant conforme gemäß
	spessore thickness épaisseur stärke	ISO 10545-2	± 5% max ± 0,5mm	conforme compliant conforme gemäß

* valore riferito al solo materiale ceramico / value referred to ceramic material only
valeur qui se réfère uniquement au matériel céramique / der wert bezieht sich ausschließlich auf keramisches material

**ad esclusione dell'acido fluoridrico e suoi derivati / excluding hydrofluoric acid and its derivatives / sauf l'acide fluorhydrique et ses dérivés / ausgenommen den fluorwasserstoff und seine derivate

TECHNICAL FEATURES: LAMINATED PORCELAIN STONEWARE.



(AMERICAN STANDARDS)

ACCORDING TO ANSI A 137.3 (BACK LAYERED GAUGED PORCELAIN SLABS 3PLUS 5PLUS / GAUGED PORCELAIN SLABS 6MM - UGL)			LEA	LEA	LEA
TECHNICAL FEATURES	test method	requirements	average values	average values	average values
water absorption	ASTM C373	ANSI A137.3 ≤ 0,5%	slimtech 3plus (slab + fibreglass) 0.1%*	slimtech 5plus (slab + fibreglass) 0.1%*	slimtech 6mm 0.1%
modulus of rupture	ASTM C1505	≥ 6000 PSI	≥ 6000 PSI	≥ 6000 PSI	≥ 6000 PSI
breaking strength	ASTM C1505	thickness 3.5 - 4.9 mm: ≥ 85 lbf	≥ 85 lbf	≥ 175 lbf	≥ 175 lbf
		thickness 5 - 6.5 mm: ≥ 175 lbf			
deep abrasion resistance	ASTM C1243	≤ 175 mm ³	compliant	compliant	compliant
linear thermal expansion	ASTM C372	as indicated by manufacturer	α ≤ 4.4x10 ⁻⁶ °F ⁻¹ / α ≤ 8x10 ⁻⁶ °C ⁻¹	α ≤ 4.4x10 ⁻⁶ °F ⁻¹ / α ≤ 8x10 ⁻⁶ °C ⁻¹	α ≤ 4.4x10 ⁻⁶ °F ⁻¹ / α ≤ 8x10 ⁻⁶ °C ⁻¹
stain resistance	ASTM C1378	as indicated by manufacturer	class A resistant	class A resistant	class A resistant class C (lev - touch)
chemical resistance**	ASTM C650	as indicated by manufacturer	class A resistant	class A resistant class C (lev)	class A resistant class C (lev - touch - smooth)
frost resistance	ASTM C1026	as indicated by manufacturer	resistant	resistant	resistant
flame spread	ASTM E84	-	class A	class A	class A
dimensions	nominal dimensions	ASTM C499	Max ±3.0% of nominal dimensions	compliant	compliant
	caliber range	ASTM C499	Max ±0.25% or max ±0.03"	compliant	compliant
	thickness	ASTM C499	Max ±0.5 mm (±0.02") from nominal thickness	compliant	compliant
	thickness variation	ASTM C499	0.5 mm (0.02")	compliant	compliant
	wedging	ASTM C502	Max ±0.25% or max ±0.03"	compliant	compliant

* value referred to ceramic material only
**excluding hydrofluoric acid and its derivatives

CARATTERISTICHE TECNICHE: GRES PORCELLANATO

TECHNICAL FEATURES PORCELAIN STONWARE / CARACTÉRISTIQUES TECHNIQUES DU GRÈS CÉRAME / TECHNISCHE EIGENSCHAFTEN DES GRES FEINSTEINZEUGS

CONFORME - ACCORDING TO - CONFORME - GEMÄß: ISO 13006 G - EN 14411 G			LEA	
CARATTERISTICHE TECNICHE TECHNICAL FEATURES CARACTÉRISTIQUES TECHNIQUES TECHNISCHE EIGENSCHAFTEN	metodo di prova test method méthode d'essai prüfmethode	requisiti prescritti required values valeur requise vorgeschriebener wert ISO 13006 - G / EN 14411 - G gruppo / group Bla	valori medi average values valeurs moyennes durchschnittliche werte UGL: non smaltato UGL: unglazed UGL: levigato - lappato UGL: polished - lappato	
assorbimento d'acqua water absorption absorption d'eau wasserabsorption	ISO 10545-3	≤ 0,5%	0,05%	
sforzatura di rottura (S) breaking strength (S) résistance à la rupture (S) bruchlast (S)	ISO 10545-4	≥ 1300 N	conforme compliant conforme gemäß 13600 N (20mm) ⊕ L2	
resistenza alla flessione modulus of rupture résistance à la flexion beugefestigkeit	ISO 10545-4	≥ 35 N/mm ²	50 N/mm ²	
classe requisiti meccanici mechanical classification klasse mechanisches erfordernis résistance mécanique	EN 1339	requisito non previsto no provision non prévu nicht erforderlich	U14 (20mm)** ⊕ L2	
resistenza all'abrasione profonda resistance to deep abrasion résistance à l'abrasion profonde widerstand gegen tiefenabrieb	ISO 10545-6	≤ 175 mm ³	145 mm ³ 150 mm ³ (LUX)	
dilatazione termica lineare linear thermal expansion dilatation thermique linéaire thermische dilatation	ISO 10545-8	requisito non previsto no provision non prévu nicht erforderlich	α ≤ 7x10 ⁻⁶ °C ⁻¹	
resistenza alle macchie stain resistance résistance aux taches fleckenbeständigkeit	ISO 10545-14	classe 3 min	5 (resistente) (résistant) (beständig) ≥ 3 (LUX)	
resistenza attacco chimico* chemical resistance résistance chimique chemische beständigkeit	ISO 10545-13	come indicato dal produttore as indicated by manufacturer comme indiqué par le producteur wie vom hersteller angegeben	LA - HA (resistente) (résistant) (beständig)	
resistenza al gelo frost resistance résistance au gel frostbeständigkeit	ISO 10545-12	nessuna alterazione no alterations aucune altération keine änderung	resistente résistant beständig	
reazione al fuoco fire reaction réaction au feu Brandverhalten	EN 13823 EN 9239-1	CPR (UE) 305/2011 2000/147/CE UNI EN 13501-1	Classe / Class A1 (wall) Classe / Class A1 _f (floor)	
conducibilità termica thermal conductivity conductivité thermique Wärmeleitfähigkeit	EN 12524	-	λ = 1,3 W/m ² k / 0,7 BTU/ft h ² F	
caratteristiche dimensionali dimensions caractéristiques dimensionnelles scitenmasse	lunghezza e larghezza length and width longueur et largeur länge und breite	ISO 10545-2	± 0,6% max ± 2mm Non rett / Not rect ± 0,3% max ± 1mm Rett / Rect	conforme compliant conforme gemäß
		rettilineità spigoli straightness of sides rectitude des arêtes kantengeradheit	ISO 10545-2	± 0,5% max ± 1,5mm Non rett / Not rect ± 0,3% max ± 0,8mm Rett / Rect
	ortogonalità rectangularity orthogonalité rechtwinkligkeit	ISO 10545-2	± 0,5% max ± 2mm Non rett / Not rect ± 0,3% max ± 1,5mm Rett / Rect	conforme compliant conforme gemäß
	planarità flatness planéité ebenflächigkeit	ISO 10545-2	± 0,5% max ± 2mm Non rett / Not rect ± 0,4% max ± 1,8mm Rett / Rect	conforme compliant conforme gemäß
	spessore thickness épaisseur stärke	ISO 10545-2	± 5% max ± 0,5mm	conforme compliant conforme gemäß

* ad esclusione dell'acido fluoridrico e suoi derivati / excluding hydrofluoric acid and its derivatives
sauf l'acide fluorhydrique et ses dérivés / ausgenommen den fluorwasserstoff und seine derivate

**carrabile quando incollata su massetto. La classificazione si riferisce al solo formato quadrato, fino a 60x60 cm / can be driven on when glued on screed. The classification only refers to the square format, up to 60x60 cm / carrossable s'il est collé sur une chape. La classification ne concerne que le format carré, jusqu'à 60x60 cm / befahrbar bei Verkleben auf Estrich. Die Klassifikation bezieht sich nur auf das quadratische Format, bis zu 60x60 cm

TECHNICAL CHARACTERISTICS: PORCELAIN STONWARE.

(AMERICAN STANDARDS)

ACCORDING TO ANSI A 137.1 UNGLAZED PORCELAIN TILES (CLASS P1)				LEA	LEA	
TECHNICAL FEATURES	test method	required values ANSI A 137.1	average values UGL: unglazed	average values UGL: polished lappato		
water absorption	ASTM C373	≤ 0.5%	0.05%	0.05%		
breaking strength	ASTM C648	≥ 250 lbf	compliant 2800 lbf (20mm) ⊕ L2	compliant		
deep abrasion resistance	ASTM C1243	≤ 175 mm ³	145 mm ³	145 mm ³ 150 mm ³ (lux)		
linear thermal expansion	ASTM C372	no provision	α ≤ 4.4x10 ⁻⁶ °F ⁻¹ α ≤ 8x10 ⁻⁶ °C ⁻¹	α ≤ 4.4x10 ⁻⁶ °F ⁻¹ α ≤ 8x10 ⁻⁶ °C ⁻¹		
stain resistance	ASTM C1378	as indicated by manufacturer	A resistant	A resistant C (lux)		
chemical resistance*	ASTM C650	as indicated by manufacturer	A resistant	A resistant		
frost resistance	ASTM C1026	as indicated by manufacturer	resistant	resistant		
flame spread	ASTM E84	-	Class A	Class A		
dimensions	edge warpage	ASTM C485	rectified ± 0.4% or max ± 0.05 inch** or ± 1.8 mm***	calibrated ± 0.5% or max ± 0.07 inch	compliant	compliant
	diagonal warpage	ASTM C485	rectified ± 0.40% or max ± 0.07 inch	calibrated ± 0.50% or max ± 0.07 inch	compliant	compliant
	nominal dimensions	ASTM C499	rectified - 3.0% / + 2.0% of nominal dimensions	calibrated ± 3.0% of nominal dimensions	± 1.5%	± 1.5%
	caliber range	ASTM C499	rectified ± 0.25% or max ± 0.03 inch	calibrated ± 0.50% or max ± 0.08 inch	compliant	compliant
	thickness	ASTM C499	≤ 0.040 inch	≤ 0.040 inch	≤ 0.030 inch	≤ 0.030 inch
wedging	ASTM C502	rectified ± 0.25% or max ± 0.03 inch	calibrated ± 0.50% or max + 0.08 inch	compliant	compliant	

* excluding hydrofluoric acid and its derivatives

** whichever is less, for tiles up to 24" (610 mm) on any side

*** applies to tiles larger than 24" (610 mm) on any side

Caratteristiche prodotto: PAD

Product characteristics: PAD / Caractéristiques du produit: PAD / Produkt-Eigenschaften: PAD

Le lastre della collezione PAD sono decorate mediante la tecnologia di stampa digitale a freddo, che permette di raggiungere risultati estetici e cromatici di eccezionale qualità. Le grafiche vengono impresse ad altissima risoluzione sul supporto ceramico, mantenendo invariati i colori brillanti e le sfumature dei motivi decorativi.

Les dalles de la collection PAD sont décorées grâce à la technologie d’impression numérique à froid, qui permet d’obtenir des résultats esthétiques et chromatiques d’une qualité exceptionnelle. Les graphismes sont imprimés en haute résolution sur le support céramique, en préservant la brillance des couleurs et les nuances des motifs décoratifs.

The slabs of the PAD collection are decorated using digital cold printing technology, with which aesthetic, chromatic results of exceptional quality are achieved. The graphics are printed at very high resolution on the ceramic substrate, keeping the brilliant colors and shades of the decorative designs unaltered.

Die Platten der Kollektion PAD werden nach dem Brennen im digitalen Kaltdruckverfahren dekoriert, mit dem sich optische und farbliche Ergebnisse von höchster Qualität erzielen lassen. Die Motive werden mit extrem hoher Auflösung auf die Keramikfliese gedruckt, wobei die Leuchtkraft der Farben und die Nuancen der Motive perfekt erhalten bleiben.

destinazioni d'uso Intended uses Utilisations prévues Einsatzbereiche	Idonei esclusivamente per la posa a parete in ambienti interni; non posare a pavimento e a rivestimento in luoghi esterni.	Intended exclusively for the cladding of interior walls; do not use as flooring or to clad exterior spaces.
ISO 10545-14 resistenza alle macchie stain resistance résistance aux taches Fleckenbeständigkeit	Conforme alla Classe 5. Resiste alle macchie di alimenti e bevande. Non resiste alla tintura di iodio, blu di metilene, pennarello indelebile.	Class-5, resistance to food and beverage stains. Not resistant to iodine dye, methylene blue, or permanent marker.
ISO 10545-13 resistenza attacco chimico chemical resistance résistance chimique Chemikalienbeständigkeit	LB- HB LB- HB	LB- HB LB- HB
resistenza superficiale surface strength résistance superficielle Oberflächenbeständigkeit	La decorazione di questi prodotti non ha una buona resistenza ai graffi di oggetti acuminati molto duri come ad esempio metallo, pietra, vetro e gres. Prestare la massima attenzione alla movimentazione durante le operazioni di posa evitando di urtare o strisciare utensili ed oggetti duri acuminati sulla superficie.	This product's decoration is not scratch resistant to hard, sharp objects such as metal, stone, glass and stoneware. Be extremely careful when handling the product during installation, making sure not to knock or slide tools or other sharp objects against the surface.

La décoration de ces produits ne résiste pas bien aux rayures causées par les objets pointus et très durs tels que le métal, la pierre, le verre ou le grès, entre autres. Faire particulièrement attention à la manipulation au cours des opérations de pose, en évitant de heurter ou de faire glisser les outils et les objets durs et pointus sur la surface.

Die Dekoration dieser Produkte ist nicht sehr beständig gegen Kratzer durch sehr harte spitze Gegenstände, zum Beispiel aus Metall, Stein, Glas und Feinsteinzeug. Gehen Sie bei der Handhabung der Platten während der Verlegung besonders vorsichtig vor und vermeiden Sie Stöße oder Kratzer auf der Oberfläche durch Werkzeuge oder andere harte Gegenstände.

Avvertenze per la posa e la pulizia

Warnings for laying and cleaning / Mises en garde pour la pose et le nettoyage / Hinweise zur Verlegung und Reinigung

posa installation pose Verlegung	Spalmare la colla con spatola dentata di almeno 5 mm sul fondo della parete ed applicare la lastra a muro. Trattandosi di rivestire una parete di ambiente interno non è necessaria la spalmatura nel retro della lastra. Per un miglior risultato estetico si consiglia la posa distanziando le lastre con solo 1 mm di fuga. Non usare sistemi meccanici livellanti poiché la loro rimozione potrebbe danneggiare la superficie. Battere bene la lastra con spatola gommata al fine di allineare le lastre fra di loro.	Spread the adhesive using a notched trowel (of at least 5 mm) on the base of the wall and apply the slab. As this product is to be used for cladding in interior spaces, it is not necessary to apply adhesive to the back of the slab (back-butter). For optimum aesthetic results it is best to leave only 1 mm of space between the slabs. Do not use mechanical levelling systems as their removal could damage the surface. Use a rubber trowel to tap the slabs so that they are perfectly in line with one another.
--	--	--

Étaler le mortier-colle sur le mur à l'aide d'une spatule crantée d'au moins 5 mm, puis appliquer la dalle au mur. Comme il s'agit d'habiller un mur d'espace intérieur, il n'est pas nécessaire d'étaler le mortier-colle au dos de la dalle. Pour un meilleur résultat esthétique, il est conseillé d'effectuer la pose en séparant les dalles avec un joint de 1 mm seulement. Ne pas utiliser de systèmes mécaniques de nivellement car leur retrait peut endommager la surface. Bien tapoter les dalles à l'aide d'une spatule en caoutchouc afin de les aligner parfaitement les unes avec les autres.

Den Kleber mit dem Zahnspachtel von mindestens 5 mm auf dem Wanduntergrund auftragen und die Platte an der Wand ankleben. Da es sich hierbei um eine Innenwand handelt braucht keine Klebschicht auch auf der Rückseite der Platte aufgetragen werden. Für ein besseres ästhetisches Ergebnis wird empfohlen die Platten mit einem Fugenabstand von 1 mm zu verlegen. Keine nivellierenden mechanischen Hilfsmittel verwenden, da das Entfernen derselben die Oberflächen beschädigen könnten. Die Platte mit einem Gummispachtel fest anklopfen und die Platten untereinander ausrichten.

stuccatura grouting jointoiment Tägliche Reinigung	Sigillare le fughe solo con stucchi cementizi, non usare stucchi epossidici.	Seal the joints using only cementitious grouting products, do not use epoxy grouting products.
	Sceller les joints uniquement avec des mortiers de ciment, ne pas utiliser de mortiers époxydiques.	Die Fugen nur mit Zementmörtel verfugen; keine Epoxyd-Mörtel verwenden.

pulizie quotidiane daily cleaning nettoyage journalier Tägliche Reinigung	Utilizzare acqua o detersivi neutri comunemente in vendita presso i negozi. Per lo sporco ostinato utilizzare un qualunque detergente sgrassante purché non sia di alto valore alcalino. Non utilizzare mai alcool, acetone, solventi, candeggina, ammoniaca e prodotti alcalini o acidi di forte intensità. Non usare paste, spugne e spazzole abrasive.	Use water or neutral detergents normally available in stores. For more stubborn spots use any low-alkaline degreaser. Do not use alcohol, acetone, solvents, bleach, ammonia, and highly alkaline or highly acidic products. Do not use abrasive pastes, sponges, or brushes.
	Utiliser de l'eau ou des détergents neutres généralement en vente dans les magasins. Pour la saleté tenace, utiliser un détergent dégraissant quelconque dont la valeur alcaline n'est pas élevée. Ne jamais utiliser d'alcool, d'acétone, de solvants, d'eau de javel, d'ammoniaque, de produits alcalins ou d'acides à forte intensité. Ne pas utiliser de pâtes, d'éponges ou de brosses abrasives.	Wasser oder neutrale im Handel erhältliche Reinigungsmittel verwenden. Bei stärkeren Verschmutzungen ein beliebiges fettlösendes Reinigungsmittel verwenden, sofern es keinen hohen alkalischen Wert hat.Niemals Alkohol, Aceton, Lösungsmittel, Bleichmittel, Ammoniak und alkalische Produkte oder starke Säuremittel verwenden.Keine Pasten, scheuernde Schwämme oder Bürsten einsetzen.





















taglio e foratura cutting and drilling découpe et perçage Schnitt- und Bohrarbeiten	Per il taglio e la foratura è essenziale lavorare su una superficie planare e pulita. Eseguire il taglio solo con disco diamantato sottile sp. 1,2 mm (es: Tyrolit Premium DCT 1A1R) montato sulla guida della macchina da taglio (es: Kera-cut di Sigma) oppure a mano con smerigliatrice-flessibile. Eseguire i fori con trapano senza percussione con punta al tungsteno bagnandola ripetutamente con acqua. Per fori grandi utilizzare frese a tazza diamantate a fascia continua montate su smerigliatrice (flessibile).	For cutting and drilling it is essential to work on a flat, clean surface. To cut the material, use a 1.2 mm-thick diamond disk (ex. Tyrolit Premium DCT 1A1R) mounted on a cutting tool guide (ex. Kera-cut by Sigma) or by hand with a flexible-grinder. For drilling use a non-hammer drill with a tungsten drill bit and wet it repeatedly with water. For large holes use a continuous crown diamond hole saw mounted on a grinder.
---	--	--

Effectuer la coupe à l'aide d'un disque diamanté fin d'une épaisseur de 1,2 mm (ex: Tyrolit Premium DCT 1A1R) monté sur le guide de la machine de coupe (ex : Kera-cut de Sigma) ou à la main avec une meuleuse d'angle. Percer les trous à l'aide d'une perceuse sans percusion équipée d'un foret au tungstène, en la mouillant plusieurs fois avec de l'eau. Pour les trous plus grands, utiliser des trépons diamantés à bande continue montés sur des meuleuses d'angles.

stoccaggio storage Stockage Lagerung	Stoccare i prodotti in un luogo asciutto e al riparo da agenti atmosferici.	Stocker les produits dans un endroit sec à l'abri des agents atmosphériques.
	Store the products in a dry place, protected from the effects of the weather.	Die Produkte müssen an einem trockenen und vor Witterungseinflüssen geschützten Ort gelagert werden.

Destinazioni d'uso.

Intended uses / Utilisations prévues / Einsatzbereiche

					
LEGENDA LEGEND LÉGENDE LEGENDE	Residenziale Résidentiel Wohnbereich	Commerciale leggero Light commercial Commercial léger Leichte gewerbliche Anwendungen	Commerciale intensivo Intensive commercial Commercial intensif Intensive gewerbliche Anwendungen	Esterni Outdoor Extérieurs Außenbereiche	
Stone.					
Anthology.	natural / worn	natural / worn	natural / worn	rough	 
Nextone. Slimtech	nat	nat	nat		
Nextone.	nat / lapp	nat / lapp	nat / lapp	grip	 
Waterfall. Slimtech	nat	nat	nat	-	
Waterfall.	nat / lapp	nat / lapp	nat / lapp	grip	 
Cliffstone.	nat / lapp	nat / lapp	nat / lapp	grip	 
Basaltina Stone Project.	nat	nat	nat	-	
Marble.					
Synesthesia. Slimtech	lev / smooth	lev / smooth	-	-	
Delight. Slimtech	nat / lev / touch	nat / lev / touch	nat	-	
Delight.	nat / lux	nat / lux	nat	-	
Timeless Marble. Slimtech	lev / sat	lev / sat	-	-	
Dreaming.	lux / velvet	lux / velvet	-	-	

Residenziale: cucine, bagni, living e ogni altro ambiente di uso residenziale.
Commerciale leggero: uffici, uffici aperti al pubblico, sale d'attesa, negozi, bagni pubblici, aree comuni condominiali, sale di ristoranti, autosaloni, bar, cinema, ambulatori/cliniche, camere e bagni di hotel. In aree caratterizzate da passaggi obbligati, o dove è previsto l'utilizzo di sedie con ruote in plastica dura, non è consigliato l'utilizzo di prodotti con finitura LUX.
Commerciale intensivo: aree comuni di centri commerciali, hall di hotel, mense, fast food, discoteche, ospedali, scuole, musei, luoghi di culto, aeroporti, stazioni.
Esterni: prevalentemente per ambienti esterni nei quali è richiesta una pavimentazione con prestazioni antiscivolo.

















NOTE

La finitura LEV/LUX/TOUCH è consigliata, oltre che per rivestimenti, anche per pavimenti in ambienti residenziali o commerciale leggero non sottoposti ad elevate sollecitazioni, ove non siano richieste prestazioni antiscivolo. La presenza sporadica di piccole disuniformità o di puntini sulla superficie è da ritenersi come caratteristica del materiale e della particolare lavorazione. Qualora il prodotto sia posto a diretto contatto con l'esterno, si consiglia di utilizzare soluzioni protettive al fine di prevenire la formazione di graffi. È responsabilità del posatore provvedere sempre alla protezione della piastrellatura finita e pulita, prima della consegna al committente, tramite appositi materiali protettivi (es. pannelli in truciolare, fogli di cartone, ecc.). In aree caratterizzate dal passaggio di carichi pesanti concentrati non è consigliato l'utilizzo di prodotti a spessore ridotto.

Residential: kitchens, bathrooms, living rooms and other residential environments.
Light commercial: offices, offices open to the general public, waiting rooms, shops, public bathrooms, common apartment block areas, restaurant dining rooms, car showrooms, bars, cinemas, surgeries/clinics, hotel rooms and bathrooms. In areas subjected to forced traffic, or areas where chairs with hard plastic wheels are used, it is not advisable to use products with the LUX finishes.
Intensive commercial: common areas of shopping centres, hotel foyers, canteens, fast food restaurants, dance clubs, hospitals, schools, museums, places of worship, airports, stations.
Outdoor: mainly for external areas that require flooring with anti-slip characteristics.

NOTE

The LEV/LUX/TOUCH finishes are recommended, as well as for wall cladding, also for flooring in residential or light commercial areas that are not subjected to heavy traffic, where anti-slip characteristics are not required. The occasional presence of small inconsistencies or little spots on the surface is to be considered a characteristic of the material and of its unique production process. If the product is laid in direct contact with external environments, it is recommended to use protective solutions to reduce scratches. It is the installer's responsibility to protect the finished and clean tiling before the delivery to the client, by using appropriate protective materials (e.g. chipboard, cardboard sheets, etc.). In areas that are subjected to heavy concentrated loads it is not recommended to use low thickness products.

					
LEGENDA LEGEND LÉGENDE LEGENDE	Residenziale Résidentiel Wohnbereich	Commerciale leggero Light commercial Commercial léger Leichte gewerbliche Anwendungen	Commerciale intensivo Intensive commercial Commercial intensif Intensive gewerbliche Anwendungen	Esterni Outdoor Extérieurs Außenbereiche	
Cement & Resin.					
Masterpiece.	nat	nat	nat	grip	 
Concreto. Slimtech	nat	nat	nat	-	
Concreto and Zoom.	nat / lapp	nat / lapp	nat / lapp	grip	 
Take Care. Slimtech	take / care	take / care	take / care	-	
Re-evolution. Slimtech	nat	nat	-	-	
Wood.					
Bio Select.	nat	nat	nat	grip	 
Bio Recover.	nat	nat	nat	-	
Shape & Color.					
Absolute. Slimtech	lev / sat	lev (Total White) / sat	-	-	
Naive. Slimtech	nat	nat	-	-	

Résidentiel: cuisines, salles de bains, salons et tout autre espace à usage résidentiel.
Commercial léger: bureaux, bureaux ouverts au public, salles d'attente, magasins, toilettes publiques, espaces communs de logements collectifs, salles de restaurants, salons automobiles, bars, cinémas, cabinets médicaux/cliniques, chambres et salles de bains d'hôtels. Dans les zones caractérisées par des passages obligatoires, ou des lieux dans lesquels des chaises à roulettes en plastique dur sont utilisées, l'utilisation de produits avec une finition LUX n'est pas recommandée.
Commercial intensif: zones communes de centres commerciaux, halls d'hôtels, cantines, fast-foods, discothèques, hôpitaux, écoles, musées, lieux de culte, aéroports, gares.
Extérieurs: principalement pour les environnements extérieurs où un sol antidérapant est requis.

REMARQUES

En plus des revêtements, la finition LEV/LUX/TOUCH est également recommandée pour les sols dans les environnements résidentiels ou commerciaux légers peu soumis à des contraintes élevées, pour lesquels aucune prestation antidérapante n'est requise. La présence sporadique de petites irrégularités ou de points à la surface doit être considérée comme une caractéristique du matériau et de sa fabrication particulière. Si le produit est placé en contact direct avec l'extérieur, il est conseillé d'utiliser des solutions de protection afin d'éviter la formation de rayures. Dans les zones à passage de charges lourdes concentrées, l'utilisation de produits d'épaisseur réduite n'est pas recommandée. Il incombe au carreleur de protéger le dallage fini et propre avant la livraison au client, en utilisant des matériaux de protection appropriés (e.g. panneau aggloméré, feuille de carton etc.)

Wohnbereich: Küchen, Badezimmer, Wohnzimmer und alle sonstigen Wohnbereiche.
Leichte gewerbliche Anwendungen: Büroräume, öffentliche Büros, Wartezimmer, Geschäfte, öffentliche Toiletten, Gemeinschaftsbereiche in Mehrfamilienhäusern, Gaststätten, Autohäusern, Cafés, Kinos, Praxen/Kliniken, Hotelzimmern und Badezimmern. In Bereichen mit obligatorischen Durchgängen oder in denen Stühle mit Hartplastikrollen verwendet werden, ist der Einsatz von Produkten mit den Oberflächen LUX nicht zu empfehlen.
Intensive gewerbliche Anwendungen: Gemeinschaftsbereiche in Einkaufszentren, Hotelhallen, Kantinen, Fastfood-Restaurants, Diskotheken, Krankenhäusern, Schulen, Museen, Kultstätten, Flughäfen, Bahnhöfen.
Außenbereiche: Vor allem für Außenbereiche, in denen ein rutschfester Boden erforderlich ist.



ANMERKUNGEN

Die Oberfläche LUX/LEV/TOUCH wird nicht nur für Wandverkleidungen empfohlen, sondern auch für Böden in Wohn- bzw. Gewerbebereichen, die keiner hohen Belastung ausgesetzt sind und bei denen keine rutschhemmende Wirkung erforderlich ist. Das sporadische Vorhandensein von kleinen Unebenheiten oder Punkten auf der Oberfläche ist als ein Merkmal des Materials und der besonderen Verarbeitung zu betrachten. Wenn das Produkt in direktem Kontakt mit dem Außenbereich steht, ist es ratsam, Schutzmittel zu verwenden, um die Bildung von Kratzern zu verhindern. In Bereichen, die schwerer Belastung ausgesetzt sind, ist die Verwendung von Produkten mit reduzierter Stärke nicht empfehlenswert. Der Fliesenleger ist dafür zuständig, den fertig verlegten, sauberen Fliesenbelag vor der Übergabe an den Bauherrn mit geeigneten Schutzmaterialien (z.B. Spanplatten, Pappe etc.) abzudecken. In Bereichen, die schwerer Belastung ausgesetzt sind, ist die Verwendung von Produkten mit reduzierter Stärke nicht empfehlenswert.

Tabella calibri.

Size table / Tableaux des calibres / Formattabellen

Formati / Sizes / Formats / Formate L^{RT}

 gres porcellanato  L2 - 20mm

20,0x121,5**		30x60		60x60	
CALIBRO - CALIBRE CALIBRE - MASSE	W*(mm)	CALIBRO - CALIBRE CALIBRE - MASSE	W*(mm)	CALIBRO - CALIBRE CALIBRE - MASSE	W*(mm)
M	198,0x1201,0	O	299,0x600,0	O	600,0x600,0
Q	198,4x1203,4	P	298,0x598,0	P	598,0x598,0
S	198,8x1205,8	Q	297,0x596,0	Q	596,0x596,0
T	199,2x1208,2	R	296,0x595,0	R	595,0x595,0
X	199,6x1210,6				
U	200,0x1213,0				
A	200,4x1215,4				

60x120		20x120		30x120	
CALIBRO - CALIBRE CALIBRE - MASSE	W*(mm)	CALIBRO - CALIBRE CALIBRE - MASSE	W*(mm)	CALIBRO - CALIBRE CALIBRE - MASSE	W*(mm)
O	600,0x1202,0	O	198,7x1202,0	O	299,0x1202,0
P	598,0x1198,0	P	198,0x1198,0	P	298,0x1198,0
Q	596,0x1195,0	Q	197,0x1195,0	Q	297,0x1195,0
R	595,0x1192,0				

120x120		45x90		90x90	
CALIBRO - CALIBRE CALIBRE - MASSE	W*(mm)	CALIBRO - CALIBRE CALIBRE - MASSE	W*(mm)	CALIBRO - CALIBRE CALIBRE - MASSE	W*(mm)
O	1202,0x1202,0	O	449,5x901,0	O	901,0x901,0
P	1198,0x1198,0	P	448,0x898,0	P	898,0x898,0
Q	1194,0x1194,0	Q	446,5x895,0	Q	895,0x895,0

20x180		30x180		88x88	
CALIBRO - CALIBRE CALIBRE - MASSE	W*(mm)	CALIBRO - CALIBRE CALIBRE - MASSE	W*(mm)	CALIBRO - CALIBRE CALIBRE - MASSE	W*(mm)
O	198,7x1803,0	O	298,0x1803,0	S	881,0x881,0
P	198,0x1799,0	P	297,0x1799,0	T	878,0x878,0
Q	197,0x1795,0	Q	296,0x1795,0	U	875,0x875,0

**non rettificato / not rectified / non rectifié / ungeschliffen

Formati / Sizes / Formats / Formate L^{RT}



50x100		100x100		100x150	
CALIBRO - CALIBRE CALIBRE - MASSE	W*(mm)	CALIBRO - CALIBRE CALIBRE - MASSE	W*(mm)	CALIBRO - CALIBRE CALIBRE - MASSE	W*(mm)
F	497,0x997,0	F	997,0x997,0	F	997,0x1500,0

50x150		100x300	
CALIBRO - CALIBRE CALIBRE - MASSE	W*(mm)	CALIBRO - CALIBRE CALIBRE - MASSE	W*(mm)
F	497,0x1500,0	F	997,0x3000,0

Formati / Sizes / Formats / Formate L^{RT}



60x120		120x120		120x260	
CALIBRO - CALIBRE CALIBRE - MASSE	W*(mm)	CALIBRO - CALIBRE CALIBRE - MASSE	W*(mm)	CALIBRO - CALIBRE CALIBRE - MASSE	W*(mm)
P	598,0x1198,0	P	1198,0x1198,0	P	1198,0x2600,0

120x278	
CALIBRO - CALIBRE CALIBRE - MASSE	W*(mm)
P	1198,0x2780,0

Informazioni per la pulizia e la manutenzione.

Prima di pulire una superficie piastrellata è bene:

1. Verificare sul catalogo generale la **resistenza agli agenti chimici** delle piastrelle posate;
2. Effettuare un test preliminare direttamente sulle piastrelle posate, ponendo il detergente da utilizzare a contatto con le piastrelle per tempi uguali a quelli che si useranno poi sul cantiere;
3. Assicurarasi che i detergenti da usare **non contengano** acido fluoridrico e/o suoi derivati, poiché tali sostanze, per loro peculiarità, aggrediscono tutti i prodotti ceramici.

Si riportano di seguito alcune indicazioni per le pulizie di fine cantiere (“dopo posa”), quotidiane, straordinarie, per la rimozione di cere e patine lucidanti e per eventuali manutenzioni straordinarie.

PULIZIA “DOPO POSA”

1. La pulizia “dopo posa” serve per rimuovere i residui di stucchi per le fughe, cemento, calce, boiaccia. È obbligatoria a fine cantiere, sia per le piastrelle smaltate che per quelle non smaltate.
2. Una pulizia “dopo posa” male effettuata, o addirittura non fatta, è spesso causa di aloni che impediscono di mantenere pulito il pavimento nonostante una buona pulizia quotidiana.
3. Quando possibile, specialmente per superfici medio–grandi, si consiglia l’uso di monospazzola con dischi morbidi (bianchi oppure beige).
4. Pulizia stucchi cementizi miscelati con acqua

Si effettua con specifici detergenti a base di acidi tamponati e diluiti. Alcuni di questi, facilmente reperibili in commercio, sono riportati nella seguente tabella.

RESIDUO DA RIMUOVERE	TIPO DI DETERGENTE	NOME DETERGENTI	PRODUTTORE
stucchi cementizi	a base di acidi tamponati	keranet	mapei
boiaccia		cement remover	faber chimica
cemento		deterdek pro	fila
calce		trek	kiter
		zementschleierentferner	lithofin
		hmk r63	hmk
		solvacid	geal
		bonaclean / bclean	bonasystems italia
		bonadecon / bdecon (*)	bonasystems italia

Salvo diversa indicazione di LEA CERAMICHE, seguire attentamente le modalità d’uso indicate sulle confezioni dai fabbricanti. (*) Specifico per prodotti non resistenti agli acidi.

INDICAZIONI PER LA PULIZIA “DOPO POSA”:

1. Effettuare la pulizia dopo 4-5 giorni dalla stuccatura (lo stucco deve indurire) e non oltre 10 giorni. Oltre questi tempi la pulizia può diventare molto più laboriosa.

2. **Bagnare con acqua il pavimento** prima delle operazioni di pulizia. In questo modo le stuccature vengono impregnate dall’acqua e viene ridotto il contatto con i detergenti.

3. **Lasciare agire i detergenti per tempi limitati**, risciacquando bene con acqua appena possibile.

4. Non deve essere eseguita se le superfici piastrelate sono **molto calde** (es. esposte al sole nei mesi più caldi), perché diviene più severa l’azione degli aggressivi chimici. In estate effettuarla nelle ore fresche della giornata.

5. Fare sempre test preventivi prima dell’uso (su una piastrella non posata), in particolare per prodotti Lappati o Levigati.

6. **Pulizia stucchi epossidici, bi-componenti e reattivi**

In questi casi la rimozione dei residui degli stucchi deve essere fatta immediatamente ed in modo molto accurato seguendo le indicazioni dei fabbricanti, perché questi stucchi induriscono molto rapidamente, anche in pochi minuti. Seguire attentamente le modalità di pulizia indicate dal fabbricante dello stucco utilizzato e verificarne l’efficacia (anche controluce!) con una prova preliminare di pulizia prima di stuccature l’intero pavimento/parete.

7. **piastrelle antiscivolo**

Le piastrelle “antislip”, realizzate con superfici ruvide e/o strutturate, si puliscono ovviamente in modo più laborioso. Si consiglia perciò di effettuare la pulizia “dopo posa” in modo rapido ed accurato, utilizzando quando possibile monospazzola con dischi bianchi e beige.

PULIZIA STRAORDINARIA

Viene effettuata per rimuovere macchie o residui particolarmente vecchi o resistenti. Prima dell’uso fare sempre test preventivi (su una piastrella non posata), in particolare su **Lappati e Levigati**. Nella tabella sotto sono indicati detergenti efficaci a seconda del tipo di macchia.

RESIDUO DA RIMUOVERE	TIPO DI DETERGENTE	NOME DETERGENTI	PRODUTTORE
grassi	polifunzionali,	ps87 pro	fila
polvere da calpestio	a base alcalina(1)	intensivreiniger	lithofin
pulizie di fondo		hmk r55	hmk
		taski r20–strip	johnsondiversey
		deep degreaser	faber chimica
		bonadecon / bdecon	bonasystems italia
		deterflash	geal
caffè	polifunzionali,	coloured stain remover	faber chimica
coca-cola	a base alcalina(1)	ps87 pro	fila
succhi di frutta		super deterjet	geal
		candeggina	vari produttori
vino	ossidante	oxidant candeggina	faber chimica vari produttori
depositi calcarei	a base acida (1)	viakal	procter & gamble
ruggine	a base acida (1)	acido muriatico diluito	vari produttori
inchiostri pennarello	a base solvente	diluyente nitro, acqua ragia	vari produttori
		coloured stain remover	faber chimica
pneumatici, segni di gomma di metalli di matita	pasta abrasiva (1)	vim clorex (2)	guaber
		polishing cream (2)	faber chimica
		strong remover (3)	faber chimica
		detergum (3)	zep italia
sporco delle fughe	specifico	fuganet	fila
		fugenreiniger	lithofin

(1) Fare test preventivo su materiali Lappati e Levigati (2) Indicato per materiali Lappati e Levigati (3) Non usare su prodotti Lappati, usare con molta attenzione sui Levigati
Salvo diversa indicazione di LEA CERAMICHE, seguire attentamente le modalità d’uso indicate sulle confezioni dai fabbricanti.

Lea Ceramiche

PULIZIA QUOTIDIANA / ORDINARIA

Utilizzare acqua calda e un panno in microfibra di buona qualità, tipo MAGIC CLEAN di **Bonasystems Italia**.

Al bisogno utilizzare acqua calda e detergente neutro molto diluito (un tappo del flacone in 5 lt di acqua) o acqua calda e sgrassatore universale (4-5 spruzzate in 5 lt di acqua). A fine lavaggio risciacquare sempre con acqua e panno in microfibra pulito.

TIPO DI OPERAZIONE	TIPO DI DETERGENTE	NOME DETERGENTI	PRODUTTORE
pulizie quotidiane	neutro	floor cleaner	faber chimica
	sgrassatore universale	cleaner pro	fila
		pflgereiniger	lithofin
		hmk p15	hmk
		bonamain + / bmain +	bonasystems italia
		bonatitania clean / btitania clean	bonasystems italia
		belgres	geal
		chanteclair sgrassatore universale	real chimica
		smac expresse sgrassatore	bolton group

Salvo diversa indicazione di LEA CERAMICHE, seguire attentamente le modalità d’uso indicate sulle confezioni dai fabbricanti.

PULIZIA DECORI

– Utilizzare detergenti NEUTRI e diluiti.

NON UTILIZZARE ASSOLUTAMENTE: Ceranti e/o impregnanti – Detergenti acidi o alcalini – Paste abrasive – Spazzole o spugne abrasive.

RIMOZIONE DI PATINE LUCIDE

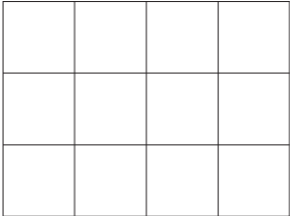
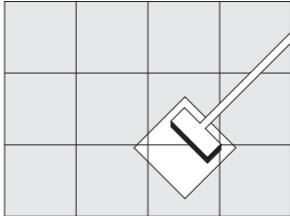


Nei normali detergenti in commercio sono a volte contenute cere o additivi lucidanti che, lavaggio dopo lavaggio, depositano sul pavimento **patine lucide**, causa di noiose alonature. Patine di questo tipo possono essere depositate anche da alcuni stucchi per le fughe.

Semplici alimenti come Coca Cola, vino, acqua, etc., cadendo sul pavimento tolgono questa patina lucida e ripristinano l’**aspetto originale** più opaco delle piastrelle. In mezzo al pavimento più lucido, le zone senza cera appaiono come aloni opachi, in realtà sono le uniche parti pulite del pavimento. In questi casi bisogna:

- Prima di tutto togliere la patina lucida da tutto il pavimento (vedi tabella seguente);
- Poi, per le pulizie quotidiane, utilizzare detergenti neutri che non contengano né cere né patine lucidanti (vedi paragrafo precedente “pulizie quotidiane/ordinarie”).

RESIDUO DA RIMUOVERE	TIPO DI DETERGENTE	NOME DETERGENTI	PRODUTTORE
patine lucide	debolmente acidulo	tile cleaner puro (*)	fabe rchimica

(*) Non seguire le indicazioni sulla confezione, ma applicare il detergente puro, lasciare agire per 5-10 minuti, frizionare con tamponi morbidi (bianco, giallo) e sciacquare bene con acqua. Non utilizzare cere su gres porcellanato LEA CERAMICHE.

1		2		3		4	
	Pavimento originale.		Dopo pulizia con detergenti contenenti cere.		Semplici alimenti (Coca-Cola, vino, acqua...) possono togliere la patina lucida. La superfce originale è più opaca.		Rimuovere la patina con detergente (pulitore per piastrelle Faber) e utilizzare detergente senza cere per la pulizia quotidiana.

MANUTENZIONI STRAORDINARIE

Protettivi per fughe

NOME PRODOTTO	PRODUTTORE
fugaproof	fila
kf fugenschutz	lithofin

Salvo diversa indicazione di LEA CERAMICHE, seguire attentamente le modalità d’uso indicate sulle confezioni dai fabbricanti.

Trattamenti antislip

La resistenza allo scivolamento dei pavimenti posati (sia piastrelle smaltate che non smaltate) può essere aumentata utilizzando specifici prodotti (vedi tabella).

Prima di applicare il prodotto sul pavimento fare test preventivi su piastrelle non posate per trovare i tempi di contatto più idonei. Se da un lato tempi più lunghi aumentano il grado di grip, dall’altro tendono un po’ a sbiancare i colori delle piastrelle e a renderle un pochino più sporcabili.

TIPO DI OPERAZIONE	NOME PRODOTTO	PRODUTTORE
trattamento antislip	bonagrip	bonasystems italia
	safe floor	faber chimica

attenzione:

1. Non usare questi trattamenti su superfici Lappate né Levigate;
2. Prima del trattamento contattare Servizio Clienti Lea;
3. Si consiglia di realizzare il trattamento tramite ditte specializzate.

I prodotti **LEVIGATI** possono raggiungere il grado **R9** (test DIN51130) con appositi trattamenti al laser, eseguibili solo sul materiale non posato: per questo la richiesta di R9 su Levigati deve essere specificata al momento dell’ordine all’ufficio commerciale.

Tali trattamenti al laser possono essere seguiti anche su superfici **LAPPATE** (dopo verifica Servizio Clienti LEA CERAMICHE).

Riferimenti utili pag. 378

Il manuale tecnico “pulizia e manutenzione” è disponibile sul sito internet leaceramiche.com

Cleaning and maintenance information.

Make sure to do the following before cleaning any tiled surface:

1. Check the **resistance to chemical agents** of the laid tiles in the general catalogue;
 2. Perform a preliminary test directly on the laid tiles by putting a detergent, to be used in contact with the tiles for a period that is equal to the period that will be used later on the site;
 3. Make sure that the detergents that are going to be used, **do not contain** hydrofluoric acid and/or any of its derivatives; these substances, by their very nature, damage all ceramic products.
- Listed below are some indications for cleaning after the installation (after laying the tiles), on a daily basis, for extra cleaning and to remove waxes and polish glazes or for any extra maintenance that may be required.

CLEANING "AFTER THE INSTALLATION"

1. Cleaning "after the installation" helps remove residues of grout-joints, cement and lime. This is mandatory at the end of the installation, for glazed tiles and unglazed tiles.
2. If the cleaning "after the installation" is not carried out properly or if it is not carried out at all, this can often result in marks that prevent the floor from being cleaned properly even if good daily cleaning is performed.
3. Whenever possible, especially for medium to large surfaces, it is advisable to use a single-brush machine with soft disks (white or beige).
4. Cleaning cement-based grouts mixed with water.
This is carried out with specific detergents with buffered and diluted acids. The table below shows some of these detergents, which are available on the market.

FOR REMOVING THE FOLLOWING RESIDUES	TYPE OF DETERGENT	DETERGENT'S NAME	MANUFACTURER
cement-based grouts grout cement lime	buffered acid based	keranet	mapei
		cement remover	faber chimica
		deterdek pro	fila
		trek	kiter
		zementschleierentferner	lithofin
		hmk r63	hmk
		solvacid	geal
		bonaclean / bclean	bonasystems italia
		bonadecon / bdecon (*)	bonasystems italia

Unless otherwise indicated by LEA CERAMICHE, follow the instructions indicated on the manufacturer's package very carefully. (*) Specific for products that are non-resistant to acids

INSTRUCTIONS ON HOW TO CLEAN "AFTER THE INSTALLATION":

1. Clean 4-5 days after grouting (the grout must be hardened); do not wait more than 10 days. After this period, cleaning can become very difficult.
2. Moisten the floor with water before cleaning. This way the groutings are soaked with water and the contact with detergents is reduced.
3. Let the detergents operate for limited periods, hence rinse out with water as soon as possible.
4. It must not be carried out if the tiled surfaces are very hot (i.e. exposed to the sun during very warm days); this must be avoided as the action of aggressive chemicals become very harsh. In the summer, proceed with the operation during the coolest period of the day.
5. Make sure to always perform a precautionary test before using the product (on a tile that is not laid), especially for Honed or Polished products.
6. Cleaning for epoxy, bi-component and reagent grouts
In these cases the removal must be carried out immediately and carefully following the recommendations of the manufacturers, as these grouts harden very quickly, even in a few minutes. Please carefully follow the cleaning mode specified by the manufacturer of the grout used; verify its effectiveness (with back-lighting) with a preliminary cleaning test before grouting the entire floor/wall.
7. Antislip tiles

"Antislip" tiles that are made with rough and/or textured surfaces must be cleaned very well. Therefore, it is advisable to clean "after the installation", quickly and thoroughly, using a single-brush machine with white or beige disks.

EXTRA CLEANING

This procedure is carried out to remove stains or residues that are particularly old or stubborn. Make sure to always perform a precautionary test before using the product (on a tile that is not laid), especially for **Honed** or **Polished** products.
The table shown below indicates the detergents that are effective according to the type of stains.

FOR REMOVING THE FOLLOWING RESIDUES	TYPE OF DETERGENT	DETERGENT'S NAME	MANUFACTURER
grease dust footmarks base cleaning	multipurpose, alkaline-based (1)	ps87 pro	fila
		intensivreiniger	lithofin
		hmk r55	hmk
		taski r20-strip	johnsondiversey
		deep degreaser	faber chimica
		bonadecon / bdecon	bonasystems italia
		deterflash	geal
coffee coke fruit juice	multipurpose, alkaline-based (1)	coloured stain remover	faber chimica
		ps87 pro	fila
		super deterjet	geal
		bleach	various manufacturers
wine	oxidizing agent	oxidant	faber chimica
		bleach	various manufacturers
calcareous deposits	acid-based (1)	viakal	procter & gamble
rust	acid-based (1)	diluted muriatic acid	various manufacturers
inks felt-tipped pen	solvent-based	nitro dilutant, white spirit	various manufacturers
		coloured stain remover	faber chimica
tire traces stains from rubber metals or pencils	abrasive paste (1)	vim clorex (2)	guaber
		polishing cream (2)	faber chimica
		strong remover (3)	faber chimica
		detergum (3)	zep italia
		fuganet	fila
tile joint stains	specific	fuganet	fila
		fugenreiniger	lithofin

(1) Perform a precautionary test on Honed or Polished materials. (2) Suitable for Honed or Polished materials. (3) Do not use it on Honed products, use with the utmost caution on Polished products. Unless otherwise indicated by LEA CERAMICHE, follow the instructions indicated on the manufacturer's packaging very carefully.

DAILY / STANDARD CLEANING

Use warm water and a high quality microfibre cloth, like MAGIC CLEAN by **Bonasystems Italia**.
If needed, use warm water and a very diluted neutral detergent (one cap in 5 litres of water) or warm water and a universal degreaser (4-5 sprays in 5 litres of water). When finished, always rinse with water and a clean microfibre cloth.

TYPE OF OPERATION	TYPE OF DETERGENT	DETERGENT'S NAME	MANUFACTURER
clean on a daily basis	neutral	floor cleaner	faber chimica
		cleaner pro	fila
	universal degreaser	pflegereiniger	lithofin
		hmk p15	hmk
		bonamain + / bmain +	bonasystems italia
		bonatania clean / btania clean	bonasystems italia
		belgres	geal
		chanteclair sgrassatore universale	real chimica
		smac expresse sgrassatore	bolton group

Unless otherwise indicated by LEA CERAMICHE, follow the instructions indicated on the manufacturer's packaging very carefully.

CLEANING DECORATIONS

- Use NEUTRAL, diluted detergents

NEVER USE: Waxing and impregnating agents - Acid or alkaline detergents - Abrasive pastes - Abrasive brushes or sponges.

REMOVING GLOSSY GLAZE

Standard detergents that are available in the market sometimes contain waxes or polish additives that, wash after wash, deposit **glossy glaze** on the floor and causes annoying marks. These types of glazes can also settle on some joint grouts.

When simple foods such Coke, wine, water, etc., fall on the floor, they remove this type of glossy glaze and restore the **original appearance** of the tiles (a more opaque look).

In the middle of the shinier floor, the areas without wax appear as opaque marks, but they are actually the only clean parts of the floor. In these cases, the following must be done:

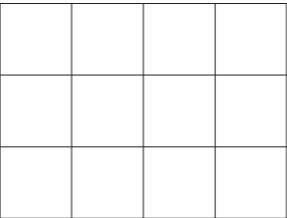
1. First of all, remove the glossy glaze from the entire floor (see table below);
2. Then, for daily cleaning, use neutral detergents that do not contain wax or polishing glaze (see the previous paragraph: "daily/standard cleaning").

RESIDUES TO BE REMOVED	TYPE OF DETERGENT	DETERGENT'S NAME	MANUFACTURER
glossy glaze	weak acidic	tile cleaner pure (*)	faber chimica

(*) Do not follow the instructions on the package, just apply the pure detergent, leave it on for 5-10 minutes, rub it with soft pads (white, yellow) and rinse it thoroughly with water.

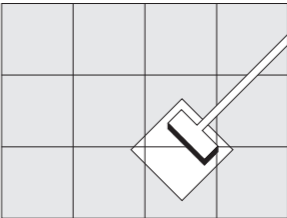
Do not use wax on LEA CERAMICHE porcelain stoneware.

1




Original floor.

2



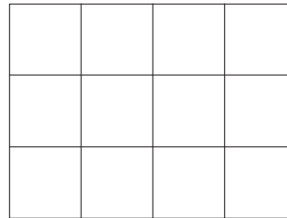
After cleaning with detergents containing wax.

3



Simple foodstuffs (Coca-Cola, wine, water etc) can remove the bright patina. The original surface is more matt.

4



Remove the patina with detergent (Faber tile cleaner, non-diluted), and use detergent without wax for everyday cleaning.

SPECIAL MAINTENANCE

Stain-resistant products for joints

PRODUCT NAME	MANUFACTURER
fugaproof	fila
kf fugenschutz	lithofin

Unless otherwise indicated by LEA CERAMICHE, follow the instructions indicated on the manufacturer's package very carefully.

Antislip treatments

The slip resistance of floors laid with glazed tiles or non-glazed tiles can be increased by using specific products (see table). Before applying the product perform a precautionary test on a tile that is not laid in order to find the most suitable contact time. If, on the one hand, the longest period increases the griping grade, on the other, it will tend to whiten the colours of the tiles a little and make it slightly less resistant to stains.

TYPE OF OPERATION	PRODUCT NAME	MANUFACTURER
antislip treatment	bonagrip	bonasystems italia
	safe floor	faber chimica

caution:

1. Do not use these treatments on Honed or Polished surfaces;
2. Before the doing treatment contact Lea's Customer Service;
3. It is advisable to carry out the treatment through specialized companies.

POLISHED products can reach a grade of **R9** (test DIN51130) with special laser treatments that may be carried out only on materials that have not been laid: for this reason the request for R9 on Polished products must be specified at the time of placing the order with the sales department. Such laser treatments can be also be carried out on **HONED** surfaces (contact LEA CERAMICHE customer service for further information).

Useful contacts pag. 378

The manual "cleaning and maintenance" is available on the website leaceramiche.com

Informations sur le nettoyage et l’entretien.

Avant de nettoyer une surface carrelée, il est préférable de:

1. Vérifier la **résistance chimique** des carreaux posés sur le catalogue général;
2. Faire un test avant emploi en versant le détergent directement sur les carreaux installés et en le laissant agir aussi longtemps que la durée prévue sur le chantier;
3. S’assurer que les détergents **ne contiennent** ni acide fluorhydrique ni aucun de ses dérivés, car ces substances particulières entament tous les produits céramiques.

Veillez trouver ci-après quelques instructions pour bien effectuer les nettoyages de fin de chantier (« après pose »), quotidiens, extraordinaires, pour éliminer les cires et les additifs de cirage et pour réaliser toute opération d’entretien extraordinaire.

NETTOYAGE « APRÈS POSE »

1. Le nettoyage « après pose » sert à enlever les résidus de mortier, de ciment, de chaux et de ciment-joint. Il est obligatoire à la fin du chantier, aussi bien pour les carreaux émaillés que pour les carreaux non émaillés.

2. Un mauvais nettoyage « après pose », voire même l’absence de nettoyage, entraîne souvent la formation d’auréoles qui compromettent la propreté du revêtement de sol, même après un bon nettoyage quotidien.

3. Chaque fois que cela est possible, notamment pour les surfaces moyennes/grandes, il est recommandé d'utiliser une monobrosse avec disques souples (blancs ou beiges).

4. Nettoyage ciments-joints mélangés avec de l'eau

Nettoyage avec des détergents spéciaux à base d’acides tamponnés et dilués. Veillez trouver dans le tableau ci-après quelques noms de produits qui se trouvent facilement dans le commerce.

RÉSIDU À ENLEVER	TYPE DE DÉTERGENT	NOM DES DÉTERGENTS	FABRICANT
ciments-joints	à base d'acides tamponnés	keranet	mapei
ciment		cement remover	faber chimica
chaux		deterdek pro	fila
		trek	kiter
		zementschleierentferner	lithofin
		hmk r63	hmk
		solvacid	geal
		bonaclean / bclean	bonasystems italia
		bonadecon / bdecon (*)	bonasystems italia

Sauf indication contraire de LEA CERAMICHE, suivre scrupuleusement le mode d'emploi signalé par le fabricant sur l'emballage. (*) Spécifique pour produits qui ne sont pas résistant aux

INSTRUCTIONS DE NETTOYAGE «APRÈS POSE»:

1. Nettoyer 4-5 jours après l'exécution des joints (le mortier doit durcir) et avant 10 jours maximum. Après ce délai, le nettoyage peut demander beaucoup plus d'efforts.

2. Mouiller le revêtement de sol avant les opérations de nettoyage. Ainsi l'eau imprègne les joints et atténue le contact avec les produits nettoyants.

3. Laisser agir les détergents peu de temps et bien rincer à l'eau dès que possible.

4. Ne pas faire le nettoyage si les surfaces carrelées sont très chaudes (par ex. exposées au soleil pendant les mois les plus chauds), car la chaleur renforce l'action agressive des produits chimiques. En été, il doit avoir lieu aux heures fraîches de la journée.

5. Faire toujours des tests avant emploi (sur un carreau non posé), notamment sur les produits Poncés ou Polis.

6. Nettoyage des joints epoxy, bi-composants et réactifs.

Nettoyer immédiatement les résidus de manière soignée en respectant les indications fournies par le fabricant car ce type de joint durcit rapidement, en quelques minutes. Suivre attentivement les indications de nettoyage indiquées par le fabricant des joints utilisés et vérifier leur efficacité (même à contre-jour) en effectuant un essai préalable de nettoyage avant de jointoyer la totalité du sol / mur.

7. Carreaux antidérapants

Les carreaux « antislip » réalisés avec des surfaces rugueuses et/ou structurées se nettoient évidemment moins facilement. Il est donc recommandé d'effectuer le nettoyage « après pose » de manière rapide et minutieuse et d'utiliser, si possible, une monobrosse à disques blancs ou beiges.

NETTOYAGE EXTRAORDINAIRE

Il sert à éliminer les taches ou les résidus particulièrement anciens ou tenaces. Effectuer toujours des tests avant emploi (sur un carreau non posé), notamment sur les produits **Poncés et Polis**. Veillez trouver dans le tableau ci-après des détergents efficaces en fonction du type de tache.

RÉSIDU À ENLEVER	TYPE DE NETTOYANT	NOM DES NETTOYANTS	FABRICANT
graisses	alcalins universels (1)	ps87 pro	fila
dépôts de poussières laissées par le piétinement		intensivreiniger	lithofin
grands nettoyages		hmk r55	hmk
		taski r20-strip	johnsondiversey
		deep degreaser	faber chimica
		bonadecon / bdecon	bonasystems italia
		deterflash	geal
café	alcalins universels (1)	coloured stain remover	faber chimica
Coca-Cola		ps87 pro	fila
jus de fruits		super deterjet	geal
		eau de javel	producteurs divers
vin	oxydant	oxidant	faber chimica
		eau de javel	producteurs divers
dépôts calcaires	acide (1)	viakal	procter & gamble
rouille	acide (1)	acide muriatique dilué	producteurs divers
encres	à base de solvant	diluant nitro, térébenthine	producteurs divers
feutre		coloured stain remover	faber chimica
pneus	pâte abrasive (1)	vim clorex (2)	guaber
traces de caoutchouc		polishing cream (2)	faber chimica
de métaux		strong remover (3)	fabe rchimica
de crayon		detergum (3)	zep italia
saleté des joints	spécifique	fuganet	fila
		fugenreiniger	lithofin

(1) Effectuer des tests avant emploi sur les produits Poncés et Polis. (2) Recommandé pour les produits Poncés et Polis. (3) Ne pas utiliser sur les produits Poncés, utiliser sur les produits polis en faisant très attention. Sauf indication contraire de LEA CERAMICHE, suivre avec soin le mode d'emploi signalé par le fabricant sur l'emballage.

NETTOYAGE QUOTIDIEN / ORDINAIRE

Utiliser de l'eau chaude et un chiffon en microfibre de bonne qualité, comme les chiffons MAGIC CLEAN de **Bonasystems Italia**.

Si besoin, utiliser de l'eau chaude et un détergent neutre très dilué (un bouchon pour 5 l d'eau) ou de l'eau chaude et un dégraissant universel (4 à 5 pulvérisations pour 5 l d'eau). Après chaque lavage, toujours rincer avec de l'eau et un chiffon en microfibre propre.

TYPE D'OPERATION	TYPE DE NETTOYAGE	NOM DES DÉTERGENTS	FABRICANT
nettoyages journaliers	neutre	floor cleaner	faber chimica
	dégraissant universel	cleaner pro	fila
		pflegereiniger	lithofin
		hmk p15	hmk
		bonamain + / bmain +	bonasystems italia
		bonatania clean / btitania clean	bonasystems italia
		belgres	geal
		chanteclair sgrassatore universale	real chimica
		smac expresse sgrassatore	bolton group

Sauf indication contraire de LEA CERAMICHE, suivre avec soin le mode d'emploi signalé par le fabricant sur l'emballage.

NETTOYAGE DÉCORS

- utiliser des détergents NEUTRES et dilués. **NE SURTOUT PAS UTILISER:** Agents cirants et/ou agents d'imprégnation - Des détergents acides ou alcalins - Des produits abrasifs - Des brosses ou des éponges abrasives.

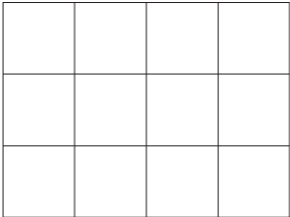
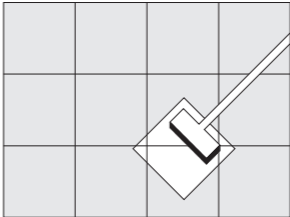

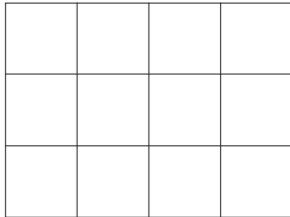
ÉLIMINATION DES FILMS BRILLANTS

Les nettoyants ordinaires disponibles dans le commerce contiennent souvent des cires ou des additifs de cirage qui, lavage après lavage, déposent sur le revêtement de sol des **films brillants** qui entraînent la formation d’auréoles difficiles à éliminer. Des films de ce genre peuvent aussi être occasionnés par certains mortiers. Si de simples boissons, comme le Coca-Cola, le vin, l’eau, etc., sont renversées sur le sol, ce film brillant part et les carreaux reprennent leur **aspect original** plus mat. Au milieu du sol plus brillant, les zones sans cire apparaissent comme des auréoles mates mais, en réalité, ce sont les seules parties propres du revêtement de sol. Dans ce cas, il faut :

- avant toute chose, éliminer le film brillant sur l’ensemble du revêtement de sol (voir tableau ci-après) ;
- ensuite, pour le nettoyage journalier, utiliser des détergents neutres qui ne contiennent pas de cire ni de films brillants (voir paragraphe précédent « nettoyages journaliers/ordinaires »).

RÉSIDU À ENLEVER	TYPE DE DÉTERGENT	NOM DES DÉTERGENTS	FABRICANT
film brillant	faiblement acidulé	tile cleaner puro (*)	faber chimica

(*) Ne pas suivre le mode d'emploi signalé sur l'emballage, mais utiliser le nettoyant pur, laisser agir 5-10 minutes, frotter avec des disques tampons doux (blanc, jaune) et bien rincer à l'eau. **Ne pas utiliser de cires** sur le grès cérame LEA CERAMICHE.

1		2		3		4	
	Sol d'origine.		Après un nettoyage avec des détergents contenant de la cire.		Certains aliments (Coca-Cola, vin, eau, etc.) peuvent enlever le film brillant. La surface d'origine est plus mate.		Retirer le film à l'aide d'un détergent (Tile Cleaner pur de Faber) et utiliser chaque jour un détergent sans cire.

ENTRETIENS EXTRAORDINAIRES

Protection joints

NOM DU PRODUIT	FABRICANT
fugaproof	fila
kf fugenschutz	lithofin

Sauf indication contraire de LEA CERAMICHE, suivre scrupuleusement le mode d'emploi signalé par le fabricant sur l'emballage.

Traitements antidérapants

La résistance au glissement des carrelages posés (aussi bien des carreaux émaillés que des carreaux non émaillés) peut être améliorée au moyen de produits spécifiques (voir tableau). Avant d’appliquer le produit sur le revêtement de sol, effectuer toujours des tests sur les carreaux non posés pour déterminer les temps de pose plus indiqués. Si d’un côté, les temps de pose longs augmentent le le degré d’adhérence, de l’autre, ils ont tendance à décolorer un peu les carreaux et et les rend plus salissables.

TYPE D'OPÉRATION	NOM DU PRODUIT	FABRICANT
traitement antidérapant	bonagrip	bonasystems italia
	safe floor	faber chimica

attention:

1. Ne pas effectuer ces traitements sur les surfaces Poncées ou Polies ; 2. Avant le traitement, contacter le Service Clients Lea ; 3. Il est recommandé de confier le traitement à des entreprises spécialisées.

Les produits **POLIS** peuvent atteindre le niveau d’adhérence **R9** (essai DIN 51130) par le biais de traitements laser ; ceux-ci ne peuvent être effectués que sur les produits non posés. Pour les carreaux Polis, le client est donc tenu de spécifier le niveau R9 au service commercial lors de la commande. Ces traitements laser peuvent aussi être effectués sur les surfaces **PONCÉES** (après vérification auprès du Service Clients LEA CERAMICHE).

Quelques noms utiles pag. 378

Le manuel technique « entretien et maintenance » est disponible sur le site internet leaceramiche.com

Informationen zur reinigung und pflege.

Vor der Reinigung einer gefliesten Fläche wird folgendes empfohlen:

1. Im Hauptkatalog die **Chemikalienbeständigkeit** der verlegten Fliesen prüfen;
2. Einen Vortest direkt auf den verlegten Fliesen vornehmen, indem das zu verwendende Reinigungsmittel über den gleichen Zeitraum wie in der Baustelle mit den Fliesen in Kontakt gebracht wird;
3. Sicherstellen, dass die zu verwendenden Reinigungsmittel **keine** Fluorwasserstoffsäure und/oder ihre Derivate enthalten, da diese Substanzen durch ihre Besonderheit **alle** keramischen Produkte angreifen. Es folgen einige Angaben zur täglichen, außergewöhnlichen Reinigung am Ende der Bauarbeiten („nach dem Verlegen“), um Wachs und glänzende Schichten zu entfernen und um eventuelle besondere Wartung auszuführen.

REINIGUNG „NACH DEM VERLEGEN“

1. Die Reinigung „nach dem Verlegen“ dient zur Entfernung der Spachtelrückstände, Zementrückstände und Kalkrückstände. Sie ist am Ende der Bauarbeiten für die glasierten und unglasierten Fliesen obligatorisch.
2. Eine schlecht ausgeführte oder eventuell gar nicht ausgeführte Reinigung „nach dem Verlegen“ ist oft die Ursache von Schatten, die trotz einer täglichen Reinigung die Ursache eines nicht sauberen Bodens sind.
3. Wenn möglich – vor allem bei mittel-großen Oberflächen – empfehlen wir die Anwendung eines Einbürstengeräts mit passenden Scheiben weich (weiß oder beige).
4. reinigung von mit wasser gemischten mörtel. Diese wird mit speziellen Reinigungsmitteln mit gepufferten und verdünnten Säuren ausgeführt. Einige dieser, die im Handel leicht erhältlich sind, sind in der folgenden Tabelle aufgeführt.

ZU ENTFERNENDER REST	REINIGUNGSMITTEL	NAME REINIGUNGSMITTEL	HERSTELLER
Mörtel	Mit gepufferten Säuren	keranet	mapei
Zementschlamm		cement remover	faber chimica
Zement		deterdek pro	fila
Kalk		trek	kiter
		zementschleierentferner	lithofin
		hmk r63	hmk
		solvacid	geal
		bonaclean / bclean	bonasystems italia
		bonadecon / bdecon (*)	bonasystems italia

Außer bei anders lautenden Angaben von LEA CERAMICHE, werden die Gebrauchsanweisungen der Produkthersteller befolgt. (*) Für nicht säurebeständige Produkte geeignet

ANLEITUNGEN FÜR DIE REINIGUNG „NACH DEM VERLEGEN“:

1. Die Reinigung 4-5 Tage nach der Verlegung (die Fugenmasse muss aushärten) und nicht nach 10 Tagen ausführen. Über diesen Zeitraum hinaus kann die Reinigung sehr schwierig werden.
2. Den Boden vor der Reinigung mit Wasser benetzen. Auf diese Weise werden die Verfugungen mit Wasser benetzt und der Kontakt mit den Reinigungsmitteln reduziert.
3. Die Reinigungsmittel über eine begrenzte Zeit einwirken lassen und sobald wie möglich mit Wasser spülen.
4. Die Reinigung darf nicht ausgeführt werden, wenn die gefliesten Flächen **sehr heiß** sind (z.B. im Sommer der Sonne ausgesetzt), da die Wirkung der chemischen Substanzen aggressiver ist. Im Sommer wird sie in den kühlen Stunden des Tags ausgeführt.
5. Vor der Anwendung immer Tests vornehmen (auf einer nicht verlegten Fliese), insbesondere bei geläpften oder polierten Produkten.
6. Reinigung von epoxi-, bi-komponent und aktiven spachtelmassen
In diesen Fällen müssen die Stuckrückstände sofort und sehr sorgfältig unter Beachtung der Angaben des Herstellers erfolgen, weil diese Stücke u.U. sehr schnell in wenigen Minuten härten. Die angegebene Reinigungshinweis vom Hersteller der verwendete Fugenmasse sorgfältig befolgen. Vor dem Verfugen des gesamten Belag (Boden u/o Wand), die Wirkung der Reinigungsempfehlung (auch im Gegenlicht!) mit einem Vor-Test Reinigung überprüfen.
7. Rutschfeste fliesen

Aufgrund ihrer Beschaffenheit sind die rutschfesten, rauen oder strukturierten Oberfl ächen etwas schwieriger zu reinigen. Aus diesem Grunde ist die Reinigung sehr wichtig. Für eine schnellere Reinigung wird der Einsatz einer Einscheibenmaschine mit einer weissen oder beige Scheibe empfohlen.

SONDERREINIGUNG

Sie wird ausgeführt, um besonders alte oder hartnäckige Flecken oder Reste zu entfernen. Vor der Anwendung immer Tests vornehmen (auf einer nicht verlegten Fliese), insbesondere bei **geläpften** und **polierten** Fliesen. In der unten aufgeführten Tabelle sind wirksame Reinigungsmittel je nach Fleckenart angegeben.

ZU ENTFERNENDER REST	ART DES REINIGUNGSMITTELS	NAME REINIGUNGSMITTEL	HERSTELLER
Fette Trittsaub Grundreinigung	Polyfunktional, mit Alkalibasis (1)	ps87 pro	fila
		intensivreiniger	lithofin
		hmk r55	hmk
		taski r20-strip	johnsondiversey
		deep degreaser	faber chimica
		bonadecon / bdecon	bonasystems italia
		deterflash	geal
Kaffee Coca Cola Obstsäfte	Polyfunktional, mit Alkalibasis (1)	coloured stain remover	faber chimica
		ps87 pro	fila
		super deterjet	geal
		candeggina	vari produttori
Wein	Oxydierend	oxidant	faber chimica
		candeggina	vari produttori
Kalkrückstände	Mit Säurebasis (1)	viakal	procter & gamble
		acido muriatico diluito	vari produttori
Rost	Mit Säurebasis (1)	diluyente nitro, acqua ragia	vari produttori
Tinten Filzstift	Mit Lösungsmittel	coloured stain remover	faber chimica
Reifen Gummiflecken Metall Bleistift	scheuermittel (1)	vim clorex (2)	guaber
		polishing cream (2)	faber chimica
		strong remover (3)	faber chimica
		detergum (3)	zep italia
		fuganet	fila
Fugenschmutz	Spezifisch	fuganet	fila
		fugenreiniger	lithofin

(1) Vortesten auf geläpften und polierten Materialien. (2) Für geläppte und polierte Materialien. (3) Nicht auf geläpften Produkten verwenden, sehr vorsichtig auf polierten Materialien verwenden.

Außer bei anders lautenden Angaben von LEA CERAMICHE, die von den Herstellern angegebenen Gebrauchsanweisungen befolgen.

TÄGLICHE / REGELMÄSSIGE REINIGUNG

Warmes Wasser und ein hochwertiges Mikrofasertuch wie MAGIC CLEAN von **Bonasystems Italia** verwenden. Bei Bedarf Warmwasser und ein stark verdünntes, neutrales Reinigungsmittel verwenden (ein Flaschenverschluss auf 5 l Wasser) oder warmes Wasser und einen Universal-Entfetter (4-5 Sprühstöße auf 5 l Wasser). Nach dem Reinigen stets mit einem zweiten hochwertigen Mikrofasertuch und klarem Wasser nachwischen.

VORGANGSART	ART DES REINIGUNGSMITTELS	NAME REINIGUNGSMITTEL	HERSTELLER
Tägliche Reinigung	Neutral	floor cleaner	faber chimica
		cleaner pro	fila
	universeller Entfetter	pflegereiniger	lithofin
		hmk p15	hmk
		bonamain + / bmain +	bonasystems italia
		bonatania clean / bitania clean	bonasystems italia
		belgres	geal
		chanteclair sgrassatore universale	real chimica
		smac expresse sgrassatore	bolton group

Außer bei anders lautender Angabe durch LEA CERAMICHE, die Gebrauchsanleitungen der Hersteller befolgen.

REINIGUNG DES FLIESENDEKORS

– Verwenden Sie ausschließlich NEUTRALE und verdünnte Reinigungsmittel. **VERWENDEN SIE AUF KEINEN FALL:** Wachs- und/oder Imprägniermittel – Ätzende oder alkalische Reinigungsmittel – Scheuerpasten- und Pulver – Grobe Bürsten oder abrasive Schwämme.

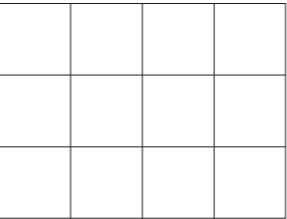
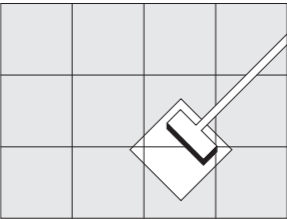

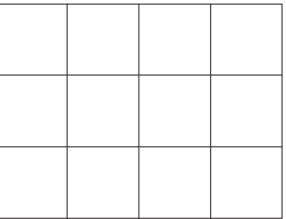
ENTFERNEN VON GLÄNZENDEN SCHICHTEN

In den normalen handelsüblichen Reinigungsmitteln sind manchmal Wachse oder glänzende Zusätze enthalten, die nach jeder Reinigung **glänzende** Schichten auf dem Boden hinterlassen, die hartnäckige Streifen verursachen. Schichten dieser Art können auch von einiger Fugenmassen hinterlassen werden. Einfache Lebensmittel wie Coca Cola, Wein, Wasser usw. entfernen durch Fallen auf den Boden diese glänzende Schicht und bringen den matten **Originalzustand** der Fliesen wieder zum Erscheinen. Auf dem glänzenden Teil des Bodens erscheinen die Bereiche ohne Wachs als matte Schatten, eigentlich handelt es sich um die einzigen sauberen Bereiche des Bodens. In diesen Fällen muss man:

1. Zuerst die glänzende Schicht vom ganzen Boden entfernen (siehe folgende Tabelle);
2. Dann zur täglichen Reinigung neutrale Reinigungsmittel verwenden, die keine Wachse oder glänzende Zusätze enthalten (siehe vorheriger Abschnitt „tägliche/regelmäßige Reinigung“).

ZU ENTFERNENDER REST	ART DES REINIGUNGSMITTELS	NAME REINIGUNGSMITTEL	HERSTELLER
Glänzende Schichten	Leicht sauer	tile cleaner pur (*)	faber chimica

(*) Die Angaben auf der Verpackung nicht befolgen, sondern das Reinigungsmittel pur anwenden, 5-10 Minuten einwirken lassen, mit weichen Kissen abreiben (weiß, gelb) und gut mit Wasser abspülen. **Keine Wachse** auf Feinsteinzeug von LEA CERAMICHE verwenden.

1		2		3		4	
	Originalfußboden.		Nach der Reinigung mit wachshaltigen Reinigungsmitteln.		Normale Lebensmittel (Coca-Cola, Wein, Wasser usw...) können die glänzende Patina entfernen. Die Originaloberfläche ist matter.		Die Patina sollte mit Reinigungsmittel entfernt werden (Tile cleaner pur von Faber) und für die tägliche Reinigung sollte ein wachsfreies Reinigungsmittel verwendet werden.

BESONDERE WARTUNG

fugenschutzmittel

PRODUKTNAME	HERSTELLER
fugaproof	fila
kf fugenschutz	lithofin

Außer bei anders lautender Angabe der LEA CERAMICHE die Gebrauchsanleitungen der Hersteller befolgen.

rutschfeste behandlung

Die Rutschfestigkeit der verlegten Böden (glasierte sowie unglasierte Fliesen) kann durch Anwendung spezifischer Produkte erhöht werden (siehe Tabelle). Bevor das Produkt auf dem Boden aufgetragen wird, werden Vortests auf nicht verlegten Fliesen vorgenommen, um die geeignete Kontaktzeit zu finden. Wenn längere Zeiten auf der einen Seite die Rutschfestigkeit erhöhen, neigen sie auf der anderen Seite dazu, die Farben der Fliesen zu bleichen und sie etwas schmutzempfindlicher zu machen.

VORGANG	PRODUKTNAME	HERSTELLER
rutschfestigkeits-Behandlung	bonagrip	bonasystems italia
	safe floor	faber chimica

Achtung:

1. Diese Behandlungen nicht auf geläpften oder polierten Oberflächen verwenden; 2. Vor der Behandlung den Kundenservice Lea fragen; 3. Wir empfehlen, die Behandlung durch spezialisierte Firmen auszuführen

Die **POLIERTEN** Produkte können den Grad **R9** (Test DIN51130) mit geeigneten Laserbehandlungen erreichen, die nur bei nicht verlegtem Material ausgeführt werden können: Somit muss die Anforderung des Grads R9 für polierte Produkte im Auftrag an die Verkaufsabteilung angegeben werden. Diese Laserbehandlungen können auch auf **GELÄPPTEN** Oberflächen ausgeführt werden (nach der Prüfung des Kundenservice von LEA CERAMICHE).

Nützliche adressen pag. 378

Das technische Handbuch “Reinigung und Verbrauch” finden Sie jetzt auf unsere Web Site leaceramiche.com

GENERAL TERMS AND CONDITIONS OF SALE
1) Scope Of Application

- 1.1 These General Terms and Conditions of Sale ("General Conditions") shall apply to any and all supply of ceramic tilers or other ceramic products ("Products") that will be executed to any client ("CLIENT") from any company or division of the Group Panariagroup Industrie Ceramiche S.p.A. ("SELLER"), even if these General Conditions are not expressly referred to, mentioned or expressly accepted by the CLIENT from time to time.
- 1.2 No provisions deviating from these General Conditions shall be binding on SELLER unless (i) included in the "Sale Contract", as defined under paragraph 3.2 below, (ii) included in documents following the Sale Contract and the content of the same has been accepted in writing by SELLER. In any case, even if deviating provisions are agreed upon, these General Conditions shall apply for the parts not expressly disregarded.
- 1.3 In no case shall any general conditions of contract of CLIENT be binding on SELLER, even if mentioned or included in orders or in any other documents transmitted by CLIENT to SELLER. No conduct of SELLER shall be interpreted or used in order to express tacit acceptance of SELLER to the general conditions of contract of CLIENT.
- 1.4 In no case SELLER shall be bound by acts and/or conducts of its agents, being the latter in lack of any power to bind SELLER.
- 1.5 In case CLIENT is a consumer, the provisions of these General Conditions shall not prejudice the rights of CLIENT provided for by the law applicable to sales executed toward consumers.

2) Products – Modifications

- 2.1 Any representation and/or image relating to the Products included in websites, brochures, catalogues, price lists or other similar documents of SELLER is approximate and purely illustrative. Likewise, the samples and models are to be considered as only an indication of the Products characteristics in terms of weight, size, aesthetic and technical yield and characteristics and colour and are only an approximate and/or general indication and have no binding value for the SELLER except to the extent that they are expressly mentioned as such in the written acceptance of the offer by the SELLER and do not represent the final aesthetic result of the Products.
- Technical and physical characteristics of the Products as well as qualities of the same are described in the technical manuals of SELLER only. Any other document including technical and physical characteristics and qualities of the Products are purely indicative and shall not bind SELLER.
- 2.2 SELLER declares that the Products are compliant with the applicable Italian and European industry standards. Any Products shall be used and applied in accordance with the instructions of use of SELLER included in catalogues and/or technical manuals of SELLER with reference to the Products in question or with the instructions in other way communicated and/or made available by SELLER to CLIENT and, in any case, in accordance with the diligence required by the nature of the Products. Failing to do so, CLIENT will result in the lapse of the warranty and in the unenforceability of the warranty rights under article 7 below or of any other legal or agreed warranty.
- 2.3 It is the responsibility of CLIENT, before executing of the Sale Contract, to make sure that the Products are suitable for their specific purpose and/or intended use and, in addition, that they also comply with the laws and regulations applicable in the place where CLIENT will import, distribute, sell or use them in any way.
- 2.4 SELLER may make any changes to the Products which, without altering their essential features, it deems necessary or convenient, even after execution of the Sale Contract. In case SELLER executes substantial modification to Products (e.g. modifications that will alter: the way of installation, characteristic of interchangeability of the Products, etc.) which are the object of an executed Sale Contract (as defined in paragraph 3.2 below), SELLER shall communicate in writing such modification to CLIENT.
- 2.5 CLIENT shall inform the purchasers of the Products and third parties of the characteristics of the Products and of the instructions of use and of application of the same in accordance with the indication provided by SELLER. Without prejudice to the above, CLIENT shall be the sole responsible and liable for the declarations it will make toward third parties with reference to the Products, their characteristics and their use or application and shall indemnify and hold SELLER harmless and from any damage possibly suffered by SELLER with reference to or in connection to such declarations of CLIENT, in case they result false, incomplete or inaccurate.

3) Quotations – Execution of Sale Contract – Tolerances

- 3.1 Written or verbal quotations issued by SELLER are not to be taken as valid contractual proposals.
- 3.2 The sale contract ("Sale Contract") is executed as follows:
- a) an offer is sent by SELLER to CLIENT and CLIENT then sends its written acceptance of such offer to SELLER, without any modification to the offer itself; or
- b) a purchase order is sent by CLIENT and SELLER then sends its written acceptance of such order to CLIENT.
- 3.3 For the purposes of paragraph 3.2 letter a) above, the following facts or actions shall constitute the written acceptance of an offer of SELLER by CLIENT:
- a) the receipt by SELLER of a letter of credit sent by CLIENT;
- b) the receipt by SELLER of all or part of the relevant purchase price;
- c) the receipt by SELLER of a purchase order of CLIENT. Should this be the case, any order of CLIENT that differs from the provisions of the offer of SELLER shall be binding on SELLER only if and to the extent that SELLER had expressly accepted it in writing.
- 3.4 In addition, for the purposes of paragraph 3.2 letter b) above, in case the acceptance of SELLER includes terms and condition different from those of the order of CLIENT, the Sale Contract shall be deemed to be concluded at the conditions included in the acceptance of SELLER, unless CLIENT notifies SELLER, in writing, not to accept the terms and conditions of the acceptance of SELLER within 1 (one) working day from the receipt of such acceptance.
- 3.5 All supplies of Products will only include what is expressly indicated in Sale Contract.
- 3.6 CLIENT recognizes to SELLER quantity and quality tolerances as resulting from the Sale Contract or from the usage and practices of the sector of the Products.

4) Packing – Delivery term – Delivery time

- 4.1 The Products will be packaged and readied to ship in compliance with the standard protection methods generally adopted by SELLER for the Products in question, in consideration of the agreed mode of transport.
- CLIENT shall expressly request to SELLER any special packaging or supplementary protection it deems necessary, and in such event CLIENT will bear all related costs thereof.
- 4.2 Unless otherwise provided for in the Sale Contract, the Products shall be delivered to CLIENT in accordance with the Incoterms® ICC rule, latest version, Ex-Works (EXW) – premises of SELLER indicated in the Sale Contract.
- CLIENT authorizes SELLER to undersign, in the name and on behalf of CLIENT, any and all transport documents which shall be signed at the time of collection of the Products at the premises of SELLER, such as the CMR.
- In the event that the ICC Incoterms® rule agreed between the parties provides that CLIENT shall take care of the transportation of the Products outside the territory of Italy:
- a) in case of an Intra-EU supply, within 45 (forty-five) days from the receipt of the Products at its premises, CLIENT shall send SELLER an original or a copy of the international transportation document CMR or of another transportation document, undersigned at destination by CLIENT or, in the absence of the international transportation document CMR, a declaration of receipt of the Products issued on the basis of the form as Annex -1- available for download at www.panariagroup.it;
- b) in case of an Extra-EU supply, CLIENT shall:
- i) submit the custom export declaration (SAD-EX + EAD) and execute the validation of the MRN (Movement Reference Number) at the customs of the UE territory of exit of the Products, within 90 (ninety) days from the date of delivery of the same in Italy;
- ii) send SELLER, within 90 (ninety) days from the date of delivery, documents proving the exportation of the Products (custom export declaration SAD-EX + EAD + certification of exit);
- iii) notify SELLER, in writing, as soon as such submission is accomplished and provide SELLER with any other document proving the execution of such formalities as well as the exit of the Products from the UE Territory.
- In case CLIENT is in breach of its obligations under this paragraph 4.2, SELLER shall be entitled to immediately charge CLIENT the amount of the Value Added Tax applicable to the supply and connected to the lack of proof of the transportation of the Products in a another Member State of the EU or to the lack of execution of custom clearance formalities. In any case, CLIENT shall indemnify and hold SELLER harmless with reference to any payment due to tax offices for fines, interests or on any other basis, in connection with the supply and with the lack of the proof of the transportation of the Products in a another Member State of the EU or with the lack of execution of custom clearance formalities.
- In this respect, SELLER shall be entitled to: (i) offset any amount due by CLIENT on the basis of this paragraph 4.2 against any amount due, for whatever reason, from SELLER to CLIENT; or (ii) definitively withhold any amount received in regard to Sale Contracts, offsetting the CLIENT's debt under this paragraph 4.2 against any and all sums already paid by CLIENT.
- 4.3 SELLER shall deliver the Products within the delivery date provided for in the Sale Contract, in a single delivery or in partial deliveries. The delivery date shall always be considered neither of the essence nor preematory.

Except in case of wilful wrongdoing or gross negligence, SELLER will not reimburse possible damages, either direct or indirect, suffered by CLIENT as a result of delay in the delivery of the Products.

In no case of delay in the delivery of the Products shall CLIENT be entitled to terminate the Sale Contract.

4.4 Upon receipt of the Products, CLIENT must report possible damages occurred to the packaging and/or shortages or anomalies of the Products occurred during the transport, by notifying details of such events on the transportation document, and must also:

- a) have such notification countersigned by the carrier; and
- b) immediately inform SELLER thereof, in writing, and send SELLER a copy of the countersigned document by and no later than 8 (eight) day(s) from the date of receipt of the Products. Should this not be the case, SELLER shall not be responsible for possible damages losses or theft of the Products occurred during the transport, even if transport risks were, in whole or in part, upon SELLER.

5) Prices – Payment – Late Payment

- 5.1 The Products shall be supplied at the prices agreed between the parties in the Sale Contract or, should no prices be mentioned in the Sale Contract, at the prices resulting from the price list of SELLER in force when the Sale Contract has been executed. Unless otherwise stated in writing, the prices of the Products included in SELLER's price lists, quotations and/or offers are in Euro, net of VAT and for delivery according to the Incoterms® ICC rule, latest version, Ex-Works (EXW) – premises of SELLER indicated in the Sale Contract. Therefore, should a different Incoterms® rule be agreed upon between the parties for the delivery of the Products, the invoiced amount shall be modified accordingly, including in the sale invoice transportation expenses and any other costs connected with the Incoterms® rule agreed between for delivery.
- 5.2 CLIENT shall pay for the Products in accordance with the payments methods and terms provided for in the Sale Contract or otherwise agreed upon in writing between the parties. No payment shall be considered as being made by CLIENT until the relative amount has been credited to the bank account of SELLER.
- Payment shall be executed by CLIENT in Euro or in the currency of the place where CLIENT has its registered office, at SELLER's discretion, in accordance with the currency indicated by SELLER in the related sale invoice.
- 5.3 If CLIENT is delinquent in its payment obligation, SELLER may:
- a) obtain payment of late payment interest in accordance with the applicable law; and
- b) withhold ongoing and future deliveries, upon written notice to CLIENT, until all delinquent amounts and late payment interest are fully paid.

5.4 If delinquent amounts and late payment interest remain unpaid 30 (thirty) days after the agreed deadline for payment, then SELLER may also, at its option, alternatively or cumulatively, and in addition to any other right or remedy available at law or pursuant to these General Conditions:

- a) request accelerated payment of any and all remaining payments and declare due the total outstanding balance, even if payment by instalment or deferred payment has been agreed upon and/or bills of exchange, promissory notes, cheques or other payment documents have been issued and are falling due;
- b) terminate the Sale Contract in question and definitively withhold any amount received in regard to such Sale Contract or to other Sale Contracts, offsetting the CLIENT's outstanding debt against any and all sums already paid by CLIENT;
- c) carry out future deliveries of Products on a pre-payment basis only, also with reference to supplies still to be executed;
- d) cancel discounts and bonuses that may have been agreed between the parties also with reference to Sale Contracts already regularly executed.
- 5.5 SELLER shall be entitled to exercise the rights mentioned in paragraphs 5.3 and 5.4 above also in case:
- a) CLIENT is undergoing winding-up, bankruptcy, debt restructuring or enforcement proceedings;
- b) the insurance company of SELLER refuses insurance coverage for SELLER's credits toward CLIENT;
- c) CLIENT is undergoing financial difficulties able to hinder the regular execution of its payment obligations resulting from, by way of example only, missed payment of bills of exchange, promissory notes, cheques or other payment documents, reduction of granted guarantees and/or missed granting of promised guarantees, as well as from any amount resulting unpaid, even though such circumstances have occurred with other suppliers of CLIENT.
- 5.6 CLIENT cannot claim any breach of contract by SELLER, nor can CLIENT start any lawsuit or action against SELLER, until any amount resulting due to SELLER under paragraphs 5.3 and 5.4 above has been paid in full by CLIENT.

6) Retention of Title

- 6.1 SELLER will maintain exclusive ownership over the Products sold until their price has been entirely paid by CLIENT.
- Without prejudice to the above the risks of loss of the Products shall be regulated by the Incoterms® rule agreed between the parties for the delivery of the Products.
- 6.2 In case of non-fulfilment or late fulfilment of the obligation to pay the price of the Products, without prejudice to the rights under paragraphs 5.4, 5.5 and 5.6, SELLER shall be entitled to enter the premises where the Products are held, re-possess the Products and withhold, as liquidated damages, any amount already paid by CLIENT with reference to such Products.

7) Warranty

- 7.1 Without prejudice to the provisions of paragraphs 2.1, 2.2, 2.4 and 3.6 with reference to the modifications to the Products and tolerances, SELLER warrants that the Products will conform to the Sale Contract, to the classification indicated in the technical manuals, catalogues and/or price lists of SELLER and that they will be free from manufacturing defects. The warranty period is 12 (twelve) months from the date of collection of the Products from the premises of SELLER, regardless of the agreed Incoterms® rule for delivery.
- 7.2 The following are expressly excluded from warranty:
- a) chromatic alterations and tone differences of the Products;
- b) the Products identified in the Sale Contract as Products of quality lower than first-quality Products or as close-out sale Products or as special batches;
- c) the Products applied and/or set up not in compliance with the industry standards applicable to the same;
- d) the Products used or applied on surfaces and/or in spaces or environments different from those indicated by SELLER;
- e) the Products used not in compliance with the instructions and/or indications provided by SELLER included in the catalogues and price lists of SELLER or in other way communicated to CLIENT by SELLER, included the instructions under paragraph 2.2;
- f) the Products used not in compliance to the standard diligence and/or to the technics required by the nature of the Products;
- g) frost resistance of the Products, unless such characteristic of the Products has been declared by SELLER in the technical manual of the Products;
- h) characteristics of the Products as resulting from the classification of the pottery (i) executed by control and/or certification authorities other than authorities of the European Union Member States, and/or (ii) executed on the basis of criteria other than those used by SELLER.
- 7.3 Without prejudice to the provisions of paragraph 4.4 above, CLIENT shall inspect the Products as soon as possible and shall notify SELLER in writing of possible non-conformities or defects, by fax or email, within and no later than the following terms; failing to do so will result in the lapse of the warranty and the unenforceability of the warranty rights:
- a) differences in type or quantity with respect to type or quantity agreed as well as other patent non-conformities or defects of the Products: 8 (eight) days from the delivery of the Products at the premises of CLIENT and, in any case, before application of the Products;
- b) hidden non-conformities or defects of the Products: 8 (eight) days from the discovery of the same and, for avoidance of doubt, within the warranty period.
- 7.4 SELLER will have the right to examine the Products, or samples of the Products, which CLIENT claims to be non-conforming or defective, in order to verify the instructions relating to the set up and/or application of the Products and/or the use of the Products in accordance with the provisions of these General Conditions. In this respect, CLIENT shall be entitled to return to SELLER the Products that CLIENT considers to be non-conforming or defective only upon SELLER's written authorization and only on the condition that CLIENT bears all costs and risks for the shipment of the Products. The authorization to return the Products or samples of the purportedly non-conforming or defective Products shall never be interpreted as an acknowledgment of the claimed non-conformities or defects on the part of SELLER.
- 7.5 In case the Products are ascertained by SELLER as actually non-conforming or defective, CLIENT will be entitled only to obtain, at the SELLER's option:
- a) replacement of the non-conforming or defective Products; or
- b) partial or full exemption from payment of their price, depending on the seriousness of the non-conformities or of the defects.
- 7.6 For the purpose of paragraph 7.5 letter (a), the Products to be delivered in replacement of non-conforming or defective Products shall be delivered to CLIENT in accordance with the Incoterms® 2010 ICC rule DDP – premises of CLIENT. The Products that have been replaced shall be, at SELLER's discretion, destroyed or disposed of by CLIENT, at its own costs, or returned to SELLER, at costs of SELLER. In case the Products are to be destroyed or disposed of by CLIENT, CLIENT undertakes to send to SELLER the proof of destruction or of disposal of the Products, along with the documents proving the costs borne by CLIENT for the destruction or the disposal of the same.
- 7.7 The rights and remedies described in paragraphs 7.5 and 7.6 above are the sole warranty rights and remedies granted to CLIENT. To the maximum extent permitted by the applicable law, any other liability and obligation of SELLER, which may in any way arise from or in relation to the supply of non-conforming or defective Products – including, but not limited to, compensation for direct or indirect or consequential damages, loss of profits, etc. connected to such liability – is expressly excluded.
- 7.8 The present warranty is in substitution for, and excludes, any other warranty, express or implied, set forth by the law or otherwise.

8) Force Majeure

- 8.1 SELLER shall not be liable or responsible for failure or delay in performing or fulfilling any obligations undertaken in reference to the supply of Products when such failure or delay is due to the occurrence of an event of force majeure such as wars, fires, earthquakes, floods, tsunamis, strikes, labor or employment difficulties, shortage or procurement difficulties of raw materials, restriction on the use of power, suspension or difficulties in the transports, breakdown of the plants, acts of public authorities or any other event or cause whatsoever, similar or dissimilar, which cannot reasonably be forecast or provided against and which cannot be overcome by SELLER with reasonable diligence.
- 8.2 In such event, the time for fulfillment of the obligation shall be extended for the period of continuance of such force majeure event.
- In the event any of such force majeure event continue for a period longer than 6 (six) months, CLIENT shall have the right to terminate the underlying Sale Contract, by giving written notice to SELLER by registered letter with return receipt or courier, and SELLER shall not incur any responsibility or liability whatsoever.

9) Severability

The invalidity or unenforceability of any provision, or portion thereof, of this General Conditions shall not affect the validity or enforceability of any other provision.

10) Confidentiality

- 10.1 CLIENT undertakes: (i) to treat with the utmost confidentiality all the information/data/designs/know-how/documentation transmitted by SELLER or that it may come to know in connection with the execution of any Sale Contract, even if they is not marked or identified as secret or confidential ("Confidential Information"); (ii) not to, wholly or partially, disclose to or inform third parties of the Confidential Information, without the SELLER's prior written consent; (iii) to limit the use of the Confidential Information and the access to the same for purposes relating to the execution of the sale Contracts; (iv) to adopt any and all measures required in order for its employees and collaborators do not disclose the Confidential Information to third parties or use it in an inappropriate way.
- The Confidential Information shall not be copied or reproduced in any way, unless with the prior written consent of SELLER, and all the copies of the Confidential Information shall be immediately returned to SELLER upon simple written request of the same.
- 10.2 The provisions above shall not apply to information which (i) are public or publicly available not due to a disclosure of CLIENT or of CLIENT's employees or collaborators; or (ii) were already available to CLIENT before it had received them by SELLER; or (iii) are disclosed from third parties that have no obligation of confidentiality or restrictions of use on the same; (iv) can be disclosed according to a written authorization of SELLER.

11) Applicable Law – Dispute Resolution

- 11.1 These General Conditions and all the Sale Contracts that will occur on the basis on the same will be governed by the United Nations Convention on Contracts for the International Sale of Goods (Vienna Convention of 1980) and, with respect to matters not covered by such Convention, by Italian laws.
- 11.2 Any dispute arising out of or in connection with these General Conditions or in connection with a Sale Contract occurred on the basis on the same shall be settled in accordance with the following provisions:
- a) In case CLIENT has its registered office within the European Union, in Switzerland, in Norway or in Iceland, the dispute shall be subjected to the jurisdiction of the Italian courts and shall be exclusively referred for its resolution to the Court of Modena (Italy).
- b) In any other case, the dispute shall be exclusively referred to and finally resolved by arbitration, by a sole arbitrator, in accordance with the Rules of the Milan Chamber of Arbitration (the Rules).
- The seat of arbitration shall be, and the award shall be delivered in, Milan (Italy).
- The language to be used in the arbitral proceedings shall be English.
- 11.3 Irrespective of the provisions above, it is hereby granted exclusively to SELLER the right to initiate legal proceedings under the jurisdiction of CLIENT before the competent court.

12) Language of these General Conditions

12.1 The text of these General Conditions is executed in both in Italian and in English language. In case of any discrepancy, the text in Italian shall prevail over the text in English language

Riferimenti utili.

Useful contacts / Quelques noms utiles / Nützliche adressen

MAPEI SPA,

via Cafiero 22, 20158 Milano – ITALY
Tel. +39 02 37673 – www.mapei.it

FABERCHIMICA SRL,

via G. Ceresani 10 – località Campo d'Olmo 60044 Fabriano (AN) – ITALY
Tel. +39 0732 627178 – www.faberchimica.com

FILA INDUSTRIA CHIMICA SPA,

via Garibaldi 32, 35018 S. Martino dei Lupari (PD) – ITALY
Tel. +39 049 9467300 – www.filachim.it

ZEP ITALIA SRL,

via Nettunese Km 25,000 – 04011 Aprilia (LT) – ITALY
Tel. +39 06 926691 – www.zepitalia.it

JOHNSONDIVERSEY,

via Meucci, 40 – 20128 Milano – ITALY
Tel. +39 0373 2051 – www.johnsondiverse.com

KITER SRL,

via Assiano 7/B – 20019 Settimo Milanese (MI) – ITALY
Tel. +39 02 3285220 – www.kiter.it

GEAL SRL,

via Settola 121 – 51031 Agliana (Pistoia) – ITALY
Tel. +39 0574 750365 – www.geal-gres.it

FEDERCHEMICALS SRL,

via Borsi 2 – 25100 Brescia – ITALY
Tel. +39 030 3385578 – www.federchemicals.it

LITHOFIN-PRODUCTE GMBH,

Postfach 1134, D-73236 Wendlingen (D)
Service – Tel. 0049 07024/940320 – www.lithofin.de
Vertrieb für Österreich: CT-Austria Ges.m.b.H. A-1230 Wien Tel. 0043 01 8673434

HMK – MÖLLER-CHEMIE BENELUX GMBH

– Linge 4 NL-2105 WB Heemstede (NL)
Tel. 0031 0252-220222 – www.moellerchemie.de

BONASYSTEMS ITALIA SRL,

via Borgo Santa Chiara 29 – 30020 Torre di Mosto (Venezia) – ITALY
Tel. +39 0421 325691 – www.bonasytemsitalia.it

Nota relativa agli imballi.

Information regarding packaging / Note informative concernant les emballages /
Kennzeichen für die Verpackungseinheiten

Tutti i dati relativi gli imballi indicati nel presente catalogo sono da ritenersi puramente indicativi e potrebbero subire variazioni.

All information regarding packaging in this catalogue are considered purely indicative and subject to change.
Les valeurs des emballages déclarées sur ce catalogue sont purement indicatives et elles pourront être modifiées.
Die Angaben diesen Verpackungen sind rein indikativ und können veraendert werden.

Lea Ceramiche

LEA
CERAMICHE

LEA CERAMICHE
Via Cameazzo, 21
41042 Fiorano Modenese
Modena Italy

T +39 0536 837811
E info@leaceramiche.it
leaceramiche.com

MILANO
Lea Ceramiche
c/o Contract Lab
via Brera 30
2021 Milano

Tel: + 39 02 76011406

PARIGI
Temporary Lab
Rue Therese, 20 – Rue des Moulins, 1
1 ere Arrondissement
(Métro Pyramides)
75001 Paris

Tel +33 648116844

USA
Lea North America, LLC
800 Clanton Road, Suite N
Charlotte, NC 28217

Tel +1 704 522 6300
info@leausa.us
www.leausa.us

Panariagroup Industrie Ceramiche S.p.A.
www.panariagroup.it

leaceramiche.com